



TERMA

SINCE 1990

Pola (PoII)

CHROME // 1180 — 500 // 50 mm connection valve + “Noble” thermostatic head // KTX 2

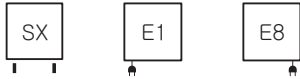
CLASSIC



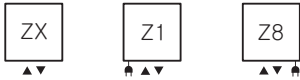





Standard connections:



Available on demand:



Sizes available:

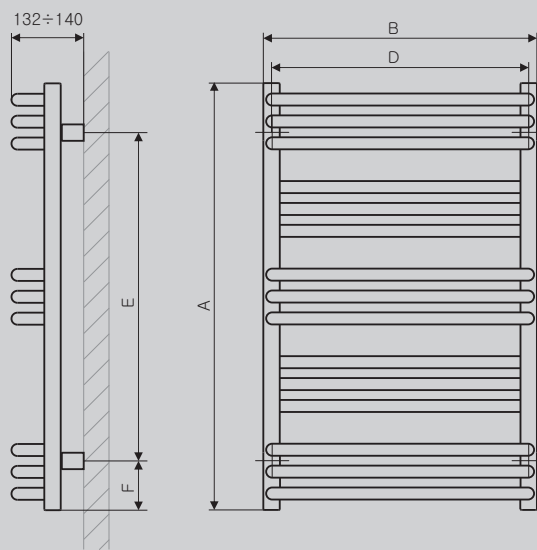
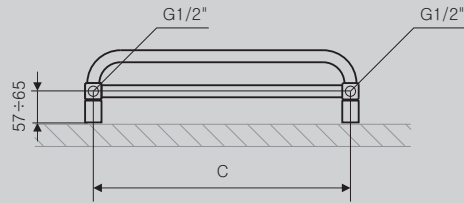


A	B	C	C'	$\frac{75^\circ}{65^\circ}$ $\frac{20^\circ}{20^\circ}$	$\frac{55^\circ}{45^\circ}$ $\frac{20^\circ}{20^\circ}$		D	E	F		
[mm]	[mm]	[mm]	[mm]	[W]	[W]	[W]	[mm]	[mm]	[mm]	[dm³]	[Kg]
780	500	470	50	392	211	400	470	600	90	3,3	6,7
780	600	570	50	471	254	400	570	600	90	3,8	7,7
1180	500	470	50	638	342	600	470	1000	90	5,4	10,8
1180	600	570	50	766	411	800	570	1000	90	6,1	12,4
1580	500	470	50	883	473	800	470	1400	90	7,4	15,0
1580	600	570	50	1061	568	1000	570	1400	90	8,5	17,2

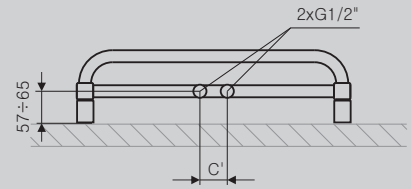
Chrome version

780	500	470	50	274	140	300	470	600	90	3,3	6,7
780	600	570	50	330	168	300	570	600	90	3,8	7,7
1180	500	470	50	447	228	400	470	1000	90	5,4	10,8
1180	600	570	50	536	273	600	570	1000	90	6,1	12,4
1580	500	470	50	618	315	600	470	1400	90	7,4	15,0
1580	600	570	50	743	379	800	570	1400	90	8,5	17,2

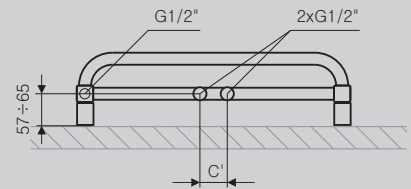
SX



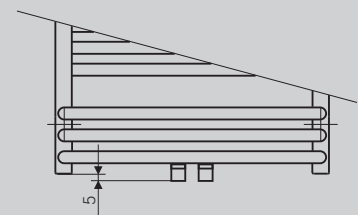
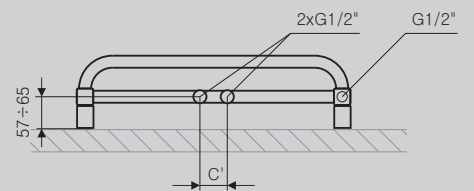
ZX



Z1



Z8



Radiator Collector

Profile

