


Oreste & Emma
DESIGN ANDREA CROSETTA



Kcal = Watt x 0.860
BTU = Watt x 3.413

Watt Δt 60° = Watt Δt 50° x 1.241
Watt Δt 40° = Watt Δt 50° x 0.768
Watt Δt 30° = Watt Δt 50° x 0.546
Watt Δt 20° = Watt Δt 50° x 0.338

p max = 10.0 bar

Oreste

H cm	L cm	I* cm	art*	Lt*	watt Δt 30°	watt Δt 50°	watt Δt 30°	watt Δt 50°
172.0	34.0	5.0	OEO172001_	1.7	202	370	141	259

Emma

H cm	L cm	I* cm	art*	Lt*	watt Δt 30°	watt Δt 50°	watt Δt 30°	watt Δt 50°
172.0	34.0	5.0	OEE172001_	1.7	202	370	141	259

R = CRSM Brushed chrome / Chrome brossé / Gebürstet Chrome / Cromo cepillado

G = GLSM Brushed gold / Doré brossé / Gebürstet Gold / Oro cepillado

Optional



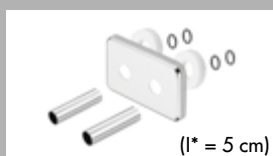
Angled monotube Valve
Vanne monotube équerre
Eijrohrige Ventil
Válvula monotubo a escuadra

[BIAN] **E12MBSQB**
[CROM] **E12MBSQR**



Thermostatic head
Tête thermostatique
Thermostatkopf
Cabezal termostático

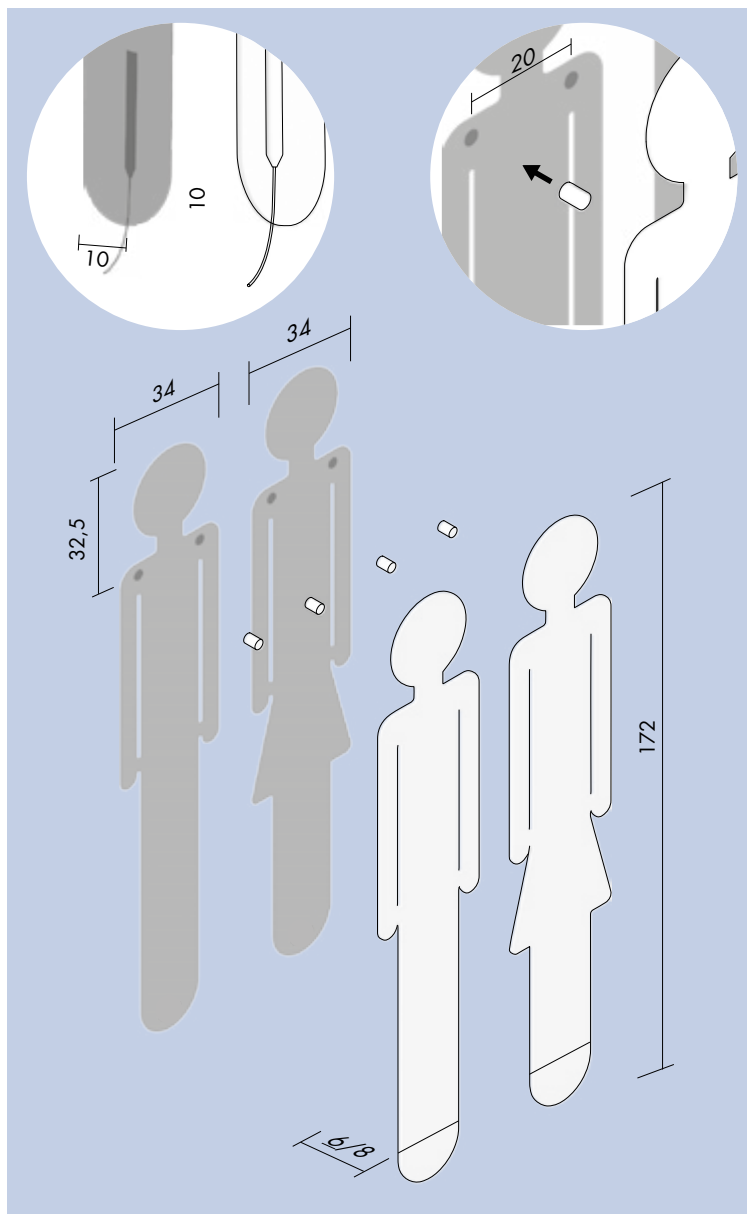
[BIAN] **TTB**
[CROM] **TTR**



Sleeving kit
Kit couvre tuyau
Rosetten
Kit cubre tubo

[BIAN] **C4B**
[CROM] **C4R**

art* = item / modèle / Artikel / artículo I* = pipe centres / distance entre depart et retour / Achsabstand / distancia entre las conexiones
Lt* = water content for each element / volume d'eau pour chaque element / Wassergehalt für Element / contenido de agua por cada elemento
P* = page / page / Seite / página



Oreste

H cm	L cm	art*	watt	watt
172.0	34.0	EC OEO172001_	300	300

Emma

H cm	L cm	art*	watt	watt
172.0	34.0	EC OEE172001_	300	300

R = CRSM Brushed chrome / Chrome brossé / Gebürstet Chrome / Cromo cepillado

G = GLSM Brushed gold / Doré brossé / Gebürstet Gold / Oro cepillado

Optional



Receiver
Récepteur
Empfänger
Receptor

R10



Digital chrono thermostat
Chronothermostat digital
Der digital Chronothermostat
Cronotermostato digital

T10

art* = item / modèle / Artikel / artículo