

# Trim VS



Kcal = Watt x 0.860  
BTU = Watt x 3.413

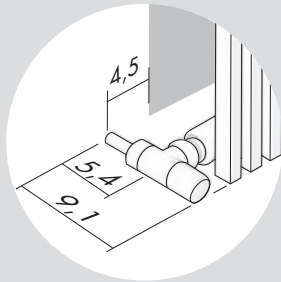
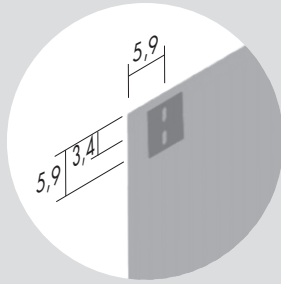
Watt  $\Delta t$  60° = Watt  $\Delta t$  50° x 1.273  
Watt  $\Delta t$  40° = Watt  $\Delta t$  50° x 0.744  
Watt  $\Delta t$  30° = Watt  $\Delta t$  50° x 0.509  
Watt  $\Delta t$  20° = Watt  $\Delta t$  50° x 0.297

p max = 10.0 bar

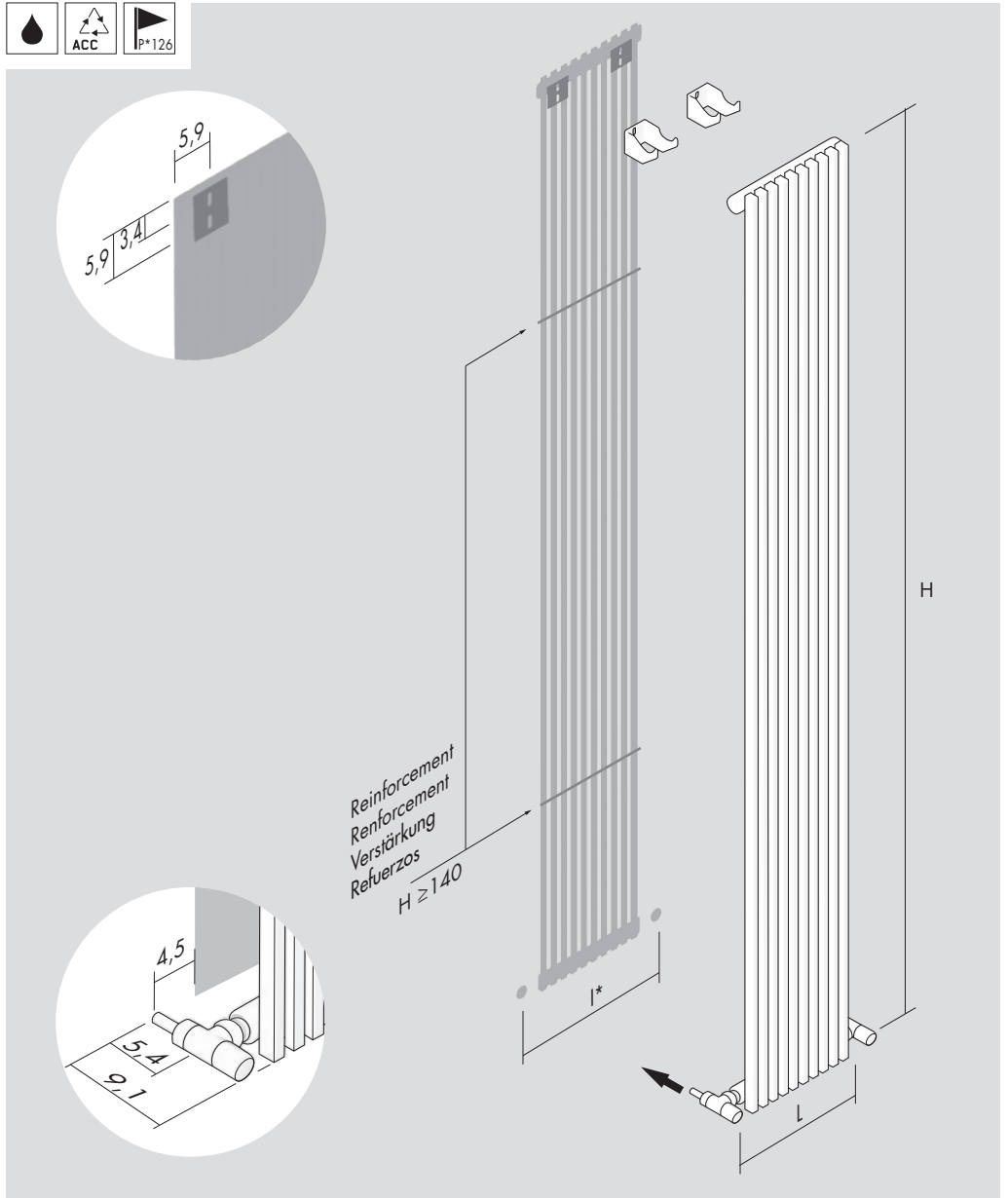
Colours/Couleurs /Farbe/Colores

[B] Standard  
[T] + 10%  
[S] + 20%

For further details see page 64 / Pour plus d'informations consultez la page 64 / Sie können für eventuelle Rückfragen auf Seite 64 konsultieren / Para otras informaciones ver la pagina 64.

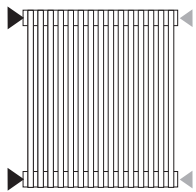


Reinforcement  
Renforcement  
Verstärkung  
Refuerzos  
H ≥ 140




Standard connection / Raccord standard  
Standard Anschluss / Conexión estándar

[X]

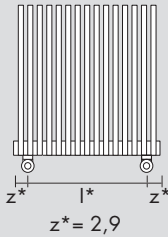


[XM\_]



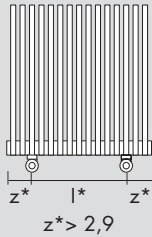
Special connection / Raccord spéciale / Speziell Anschluss / Conexión especial

[B]



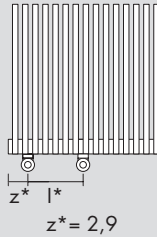
z\* = 2,9

[E]



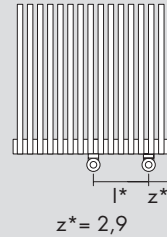
z\* > 2,9

[S]



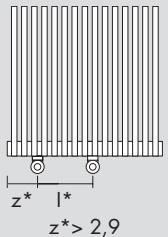
z\* = 2,9

[D]



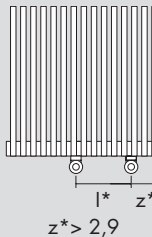
z\* = 2,9

[PS]



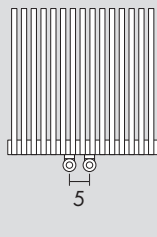
z\* > 2,9

[PD]



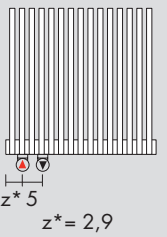
z\* > 2,9

[5]



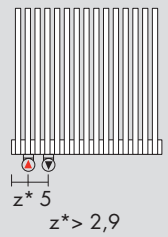
5

[5\_]



z\* = 2,9

[P5\_]



z\* > 2,9

Replace \_ with connection S (Left) or D (Right). / Remplacer le \_ avec raccordement S (Gauche) ou D (Droite). / Um linker oder rechter Anschluss zu bestellen, bitte das Symbol \_ mit S (links) oder D (rechts) ersetzen. / Sustituir el \_ con las conexiones S (Izquierda) o D (Derecha).

I\* = pipe centres / distance entre depart et retour / Achsabstand / distancia entre las conexiones

## Trim VS [ B ]

UNI EN 442 Δt 50° 75°/65°/20°

No. el.	H		I*	60	70	80	100	120	160	170	180	200	220
	L												
10	24.8		33.8	221	254	286	352	417	543	572	603	664	724
12	29.6		38.6	265	305	343	422	501	651	687	724	797	869
14	34.4		43.4	309	356	401	492	584	760	801	845	930	1 014
16	39.2		48.2	353	406	458	563	668	868	916	966	1 063	1 159
18	44.0		53.0	397	457	515	633	751	977	1 030	1 086	1 196	1 303
20	48.8		57.8	441	508	572	703	834	1 085	1 145	1 207	1 329	1 448
22	53.6		62.6	486	559	630	774	918	1 194	1 259	1 328	1 462	1 593
24	58.4		67.4	530	610	687	844	1 001	1 302	1 374	1 448	1 594	1 738
26	63.2		72.2	574	660	744	914	1 085	1 411	1 488	1 569	1 727	
28	68.0		77.0	618	711	801	985	1 168	1 519	1 603	1 690	1 860	
30	72.8		81.8	662	762	859	1 055	1 252	1 628	1 717	1 810	1 993	
32	77.6		86.6	706	813	916	1 126	1 335	1 736	1 832	1 931	2 126	
34	82.4		91.4	750	864	973	1 196	1 419	1 845	1 946	2 052	2 259	
36	87.2		96.2	794	914	1 030	1 266	1 502	1 953	2 061	2 172	2 392	
38	92.0		101.0	839	965	1 088	1 337	1 586	2 062	2 175	2 293	2 525	
40	96.8		105.8	883	1 016	1 145	1 407	1 669	2 170	2 290	2 414	2 657	
42	101.6		110.6	927	1 067	1 202	1 477	1 752	2 279	2 404	2 534	2 790	
I*				56 cm	66 cm	76 cm	96 cm	116 cm	156 cm	166 cm	176 cm	196 cm	216 cm
Lt*				0.172	0.194	0.216	0.260	0.305	0.393	0.416	0.438	0.482	0.526

## Optional



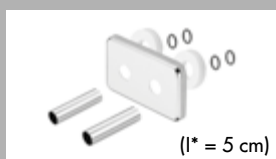
Angled Valve  
Vanne équerre  
Eckausführung Ventil  
Válvula a escuadra

[BIAN] **E12SQB**  
[CROM] **E12SQR**




Thermostatic head  
Tête thermostatique  
Thermostatkopf  
Cabezal termostático

[BIAN] **TTB**  
[CROM] **TTR**



Sleeving kit  
Kit couvre tuyau  
Rosetten  
Kit cubre tubo

[BIAN] **C5B**  
[CROM] **C5R**



∅ ≤ 16 mm  
[BIAN] **CTB**  
[CROM] **CTR**

16 mm < ∅ < 24 mm  
[BIAN] **CWB**  
[CROM] **CWR**



Towel hooks  
Paire de patère  
Crochet das Bugel  
Percha

[INOX] **3A15X**

I\* = pipe centres / distance entre depart et retour / Achsabstand / distancia entre las conexiones P\* = page / page / Seite / página

Lt\* = water content for each element / volume d'eau pour chaque element / Wassergehalt für Element / contenido de agua por cada elemento

■ = For information about transport, see page 2 / Voir la page 2 pour transport / die Transportspezifikationen finden Sie auf Seite 2 / Porte: ver página 2

# Trim OS



Kcal = Watt x 0.860  
BTU = Watt x 3.413

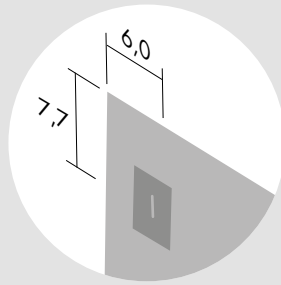
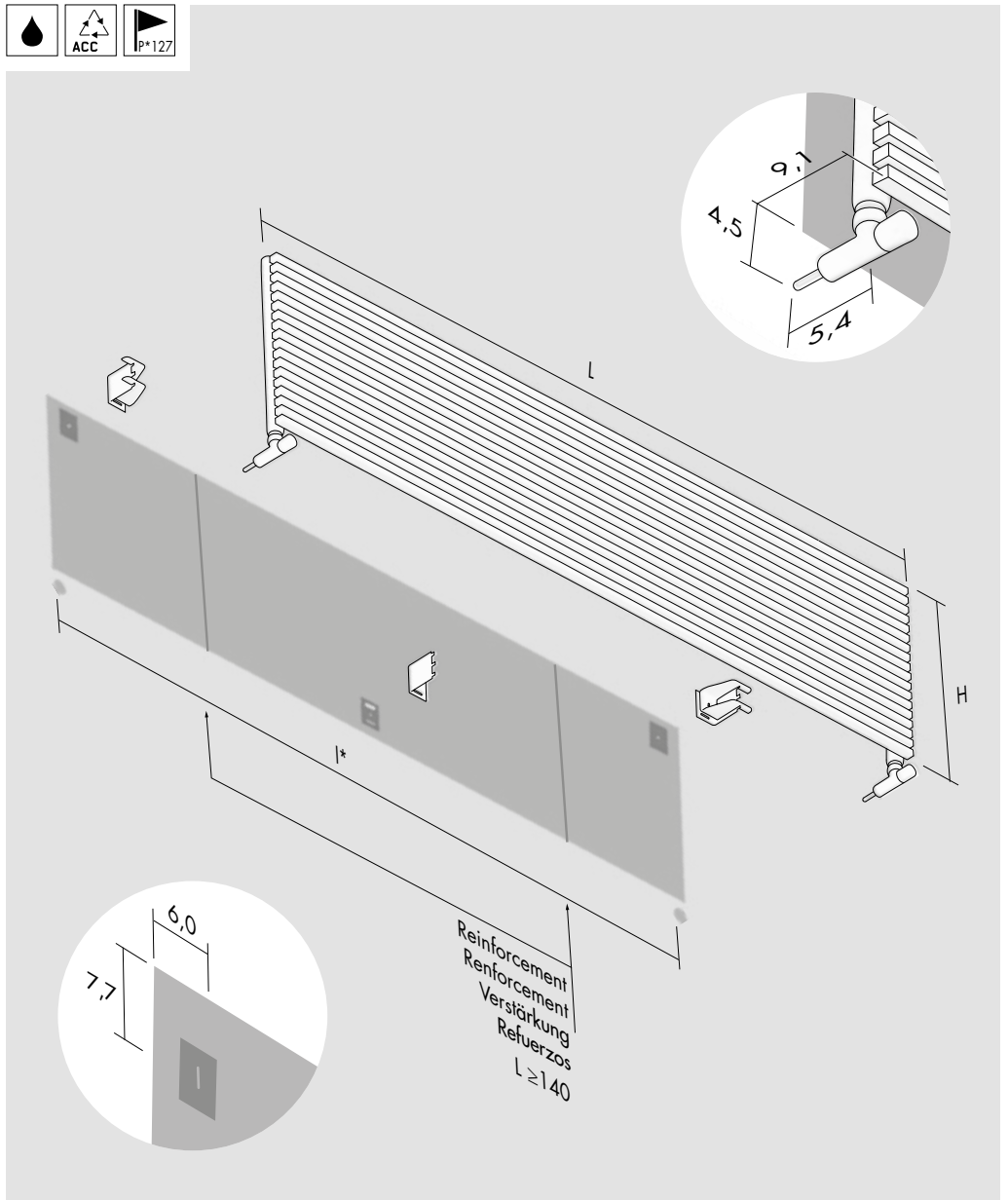
Watt  $\Delta t$  60° = Watt  $\Delta t$  50° x 1.273  
Watt  $\Delta t$  40° = Watt  $\Delta t$  50° x 0.744  
Watt  $\Delta t$  30° = Watt  $\Delta t$  50° x 0.509  
Watt  $\Delta t$  20° = Watt  $\Delta t$  50° x 0.297

p max = 10.0 bar

## Colours/Couleurs/Farbe/Colores

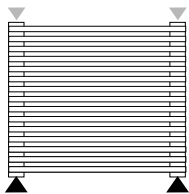
[B] Standard  
[T] + 10%  
[S] + 20%

For further details see page 64 / Pour plus d'informations consultez la page 64 / Sie können für eventuelle Rückfragen auf Seite 64 konsultieren / Para otras informaciones ver la pagina 64.

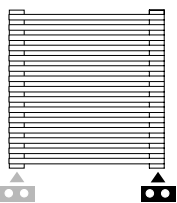


## Standard connection / Raccord standard Standard Anschluss / Conexión estándar

[X]

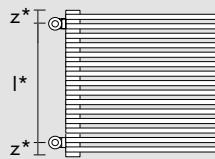


[XM\_]



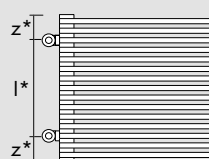
## Special connection / Raccord spéciale / Speziell Anschluss / Conexión especial

[C\_]



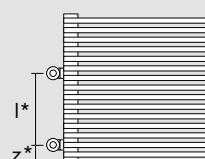
z\* = 2,9

[E\_]



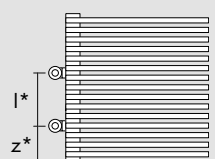
z\* > 2,9

[G\_]



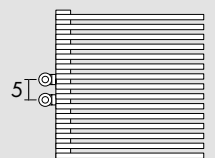
z\* = 2,9

[M\_]

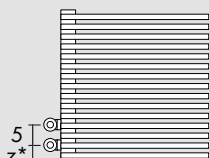


z\* > 2,9

[C5\_]

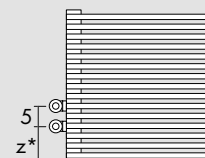


[G5\_]



z\* = 2,9

[M5\_]



z\* > 2,9

Replace \_ with connection S (Left) or D (Right). / Remplacer le \_ avec raccordement S (Gauche) ou D (Droite). / Um linker oder rechter Anschluss zu bestellen, bitte das Symbol \_ mit S (links) oder D (rechts) ersetzen. / Sustituir el \_ con las conexiones S (Izquierda) o D (Derecha).

I\* = pipe centres / distance entre depart et retour / Achsabstand / distancia entre las conexiones

# Trim OS [ B ]

UNI EN 442 Δt 50° 75°/65°/20°

No. el.	H	L	I*	60	70	80	100	120	160	170	180	200	220
10	24.8	33.8		223	260	297	371	445	594	631	668	742	816
12	29.6	38.6		267	312	356	445	534	712	757	801	890	979
14	34.4	43.4		312	364	416	519	623	831	883	935	1 039	1 143
16	39.2	48.2		356	416	475	594	712	950	1 009	1 068	1 187	1 306
18	44.0	53.0		401	467	534	668	801	1 068	1 135	1 202	1 336	1 469
20	48.8	57.8		445	519	594	742	890	1 187	1 261	1 336	1 484	1 632
22	53.6	62.6		490	571	653	816	979	1 306	1 388	1 469	1 632	1 796
24	58.4	67.4		534	623	712	890	1 068	1 425	1 514	1 603	1 781	1 959
26	63.2	72.2		579	675	772	965	1 158	1 543	1 640	1 736	1 929	
28	68.0	77.0		623	727	831	1 039	1 247	1 662	1 766	1 870	2 078	
30	72.8	81.8		667	778	889	1 111	1 333	1 778	1 889	2 000	2 222	
32	77.6	86.6		710	829	947	1 184	1 421	1 894	2 013	2 131	2 368	
34	82.4	91.4		754	880	1 006	1 257	1 508	2 011	2 137	2 263	2 514	
36	87.2	96.2		798	931	1 064	1 330	1 595	2 127	2 260	2 393	2 659	
38	92.0	101.0		841	981	1 122	1 402	1 682	2 243	2 383	2 524	2 804	
40	96.8	105.8		885	1 033	1 180	1 475	1 770	2 360	2 508	2 655	2 950	
42	101.6	110.6		929	1 084	1 238	1 548	1 858	2 477	2 632	2 786	3 096	
I*				<b>56 cm</b>	<b>66 cm</b>	<b>76 cm</b>	<b>96 cm</b>	<b>116 cm</b>	<b>156 cm</b>	<b>166 cm</b>	<b>176 cm</b>	<b>196 cm</b>	<b>216 cm</b>
Lt*				<b>0.172</b>	<b>0.194</b>	<b>0.216</b>	<b>0.260</b>	<b>0.305</b>	<b>0.393</b>	<b>0.416</b>	<b>0.438</b>	<b>0.482</b>	<b>0.526</b>

## Optional

(P* = 202)		(I* = 5 cm)		
Angled Valve Vanne équerre Eckausführung Ventil Válvula a escuadra	Thermostatic head Tête thermostatique Thermostatkopf Cabezal termostático	Sleeving kit Kit couvre tuyau Rosetten Kit cubre tubo	∅ ≤ 16 mm [BIAN] <b>CTB</b> [CROM] <b>CTR</b>	Towel hooks Paire de patère Crochet das Bugel Percha
[BIAN] <b>E12SQB</b> [CROM] <b>E12SQR</b>	[BIAN] <b>TTB</b> [CROM] <b>TTR</b>	[BIAN] <b>C5B</b> [CROM] <b>C5R</b>	16 mm < ∅ < 24 mm [BIAN] <b>CWB</b> [CROM] <b>CWR</b>	[INOX] <b>3A15X</b>

I\* = pipe centres / distance entre depart et retour / Achsabstand / distancia entre las conexiones P\* = page / page / Seite / página

Lt\* = water content for each element / volume d'eau pour chaque element / Wassergehalt für Element / contenido de agua por cada elemento

■ = For information about transport, see page 2 / Voir la page 2 pour transport / die Transportspezifikationen finden Sie auf Seite 2 / Porte: ver página 2

# Trim VD



Kcal = Watt x 0.860  
BTU = Watt x 3.413

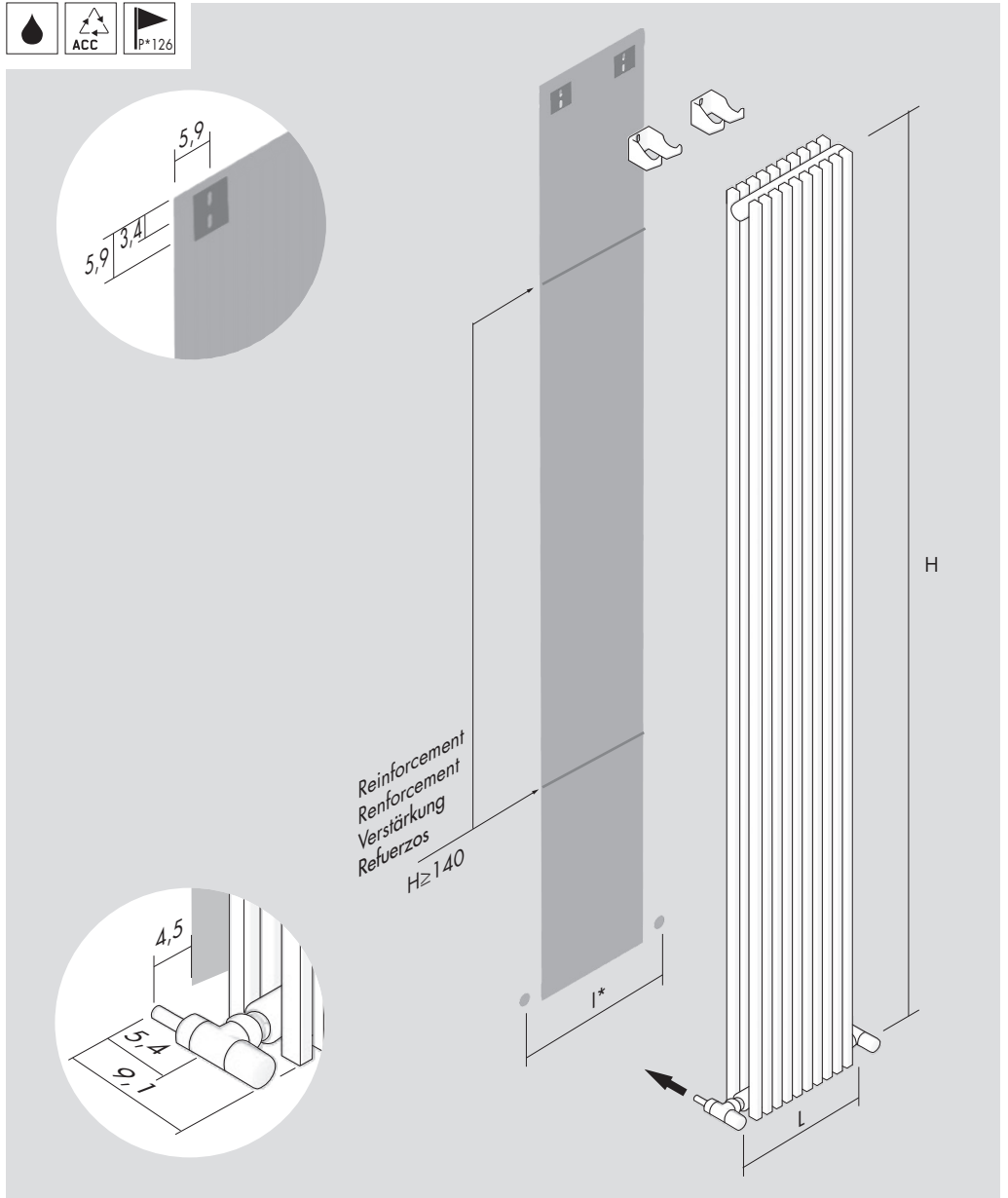
Watt  $\Delta t$  60° = Watt  $\Delta t$  50° x 1.282  
Watt  $\Delta t$  40° = Watt  $\Delta t$  50° x 0.737  
Watt  $\Delta t$  30° = Watt  $\Delta t$  50° x 0.498  
Watt  $\Delta t$  20° = Watt  $\Delta t$  50° x 0.286

p max = 10.0 bar

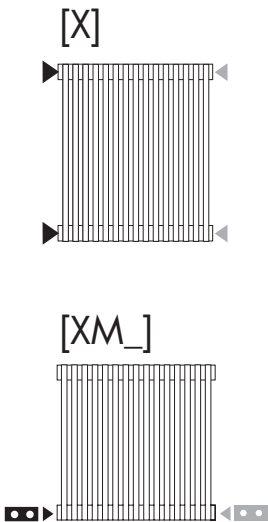
## Colours/Couleurs /Farbe/Colores

[B] Standard  
[T] + 10%  
[S] + 20%

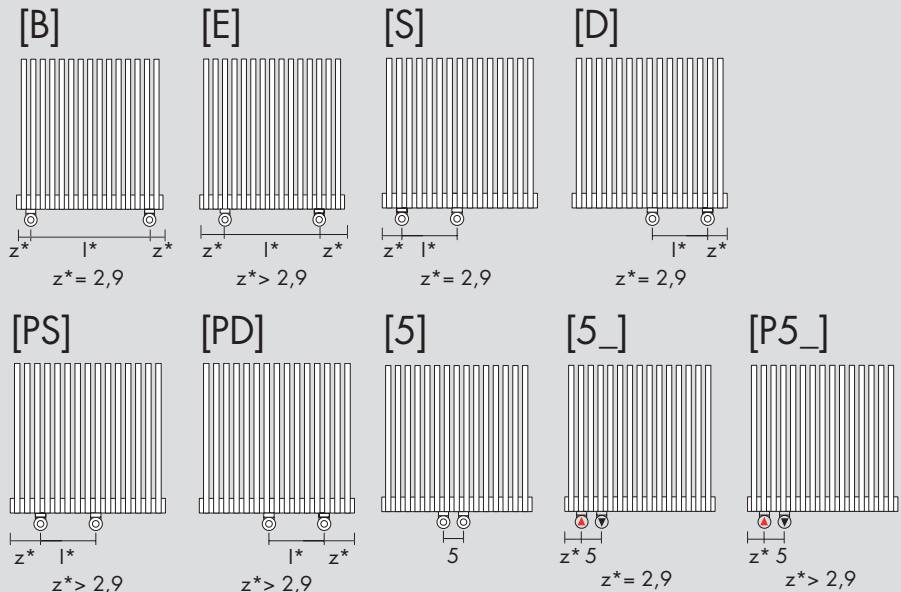
For further details see page 64 / Pour plus d'informations consultez la page 64 / Sie können für eventuelle Rückfragen auf Seite 64 konsultieren / Para otras informaciones ver la pagina 64.



## Standard connection / Raccord standard Standard Anschluss / Conexión estándar



## Special connection / Raccord spéciale / Speziell Anschluss / Conexión especial



Replace \_ with connection S (Left) or D (Right). / Remplacer le \_ avec raccordement S (Gauche) ou D (Droite). / Um linker oder rechter Anschluss zu bestellen, bitte das Symbol \_ mit S (links) oder D (rechts) ersetzen. / Sustituir el \_ con las conexiones S (Izquierda) o D (Derecha).

I\* = pipe centres / distance entre depart et retour / Achsabstand / distancia entre las conexiones

# Trim VD [ B ]

UNI EN 442 Δt 50° 75°/65°/20°

No. el.	H		I*	60	70	80	100	120	160	170	180	200	220
	L												
10	24.8		33.8	333	384	433	531	626	814	859	905	994	1 084
12	29.6		38.6	400	461	520	637	752	977	1 030	1 086	1 193	1 301
14	34.4		43.4	467	537	607	743	877	1 139	1 202	1 266	1 392	1 517
16	39.2		48.2	533	614	693	850	1 002	1 302	1 374	1 447	1 591	1 734
18	44.0		53.0	600	691	780	956	1 128	1 465	1 546	1 628	1 790	1 951
20	48.8		57.8	667	768	867	1 062	1 253	1 628	1 717	1 809	1 989	2 168
22	53.6		62.6	733	845	953	1 168	1 378	1 790	1 889	1 990	2 187	2 385
24	58.4		67.4	800	921	1 040	1 274	1 503	1 953	2 061	2 171	2 386	2 601
26	63.2		72.2	867	998	1 127	1 381	1 629	2 116	2 232	2 352	2 585	
28	68.0		77.0	933	1 075	1 213	1 487	1 754	2 279	2 404	2 533	2 784	
30	72.8		81.8	1 000	1 152	1 300	1 593	1 879	2 441	2 576	2 714	2 983	
32	77.6		86.6	1 067	1 229	1 387	1 699	2 005	2 604	2 748	2 895	3 182	
34	82.4		91.4	1 133	1 305	1 473	1 806	2 130	2 767				
36	87.2		96.2	1 200	1 382	1 560	1 912	2 255	2 930				
38	92.0		101.0	1 267	1 459	1 647	2 018	2 380	3 092				
40	96.8		105.8	1 333	1 536	1 733	2 124	2 506	3 255				
42	101.6		110.6	1 400	1 612	1 820	2 230	2 631	3 418				
I*				56 cm	66 cm	76 cm	96 cm	116 cm	156 cm	166 cm	176 cm	196 cm	216 cm
Lt*				0.305	0.349	0.393	0.482	0.571	0.748	0.793	0.837	0.926	1.014

## Optional

<p>(P* = 202)</p>		<p>(I* = 5 cm)</p>		
<p>Angled Valve Vanne équerre Eckausführung Ventil Válvula a escuadra</p> <p>[BIAN] <b>E12SQB</b> [CROM] <b>E12SQR</b></p>	<p>Thermostatic head Tête thermostatique Thermostatkopf Cabezal termostático</p> <p>[BIAN] <b>TTB</b> [CROM] <b>TTR</b></p>	<p>Sleeving kit Kit couvre tuyau Rosetten Kit cubre tubo</p> <p>[BIAN] <b>C5B</b> [CROM] <b>C5R</b></p>	<p>∅ ≤ 16 mm [BIAN] <b>CTB</b> [CROM] <b>CTR</b></p> <p>16 mm &lt; ∅ &lt; 24 mm [BIAN] <b>CWB</b> [CROM] <b>CWR</b></p>	<p>Towel hooks Paire de patère Crochet das Bugel Percha</p> <p>[INOX] <b>3A15X</b></p>

I\* = pipe centres / distance entre depart et retour / Achsabstand / distancia entre las conexiones P\* = page / page / Seite / página

Lt\* = water content for each element / volume d'eau pour chaque element / Wassergehalt für Element / contenido de agua por cada elemento

■ = For information about transport, see page 2 / Voir la page 2 pour transport / die Transportspezifikationen finden Sie auf Seite 2 / Porte: ver página 2

# Trim OD



Kcal = Watt x 0.860  
BTU = Watt x 3.413

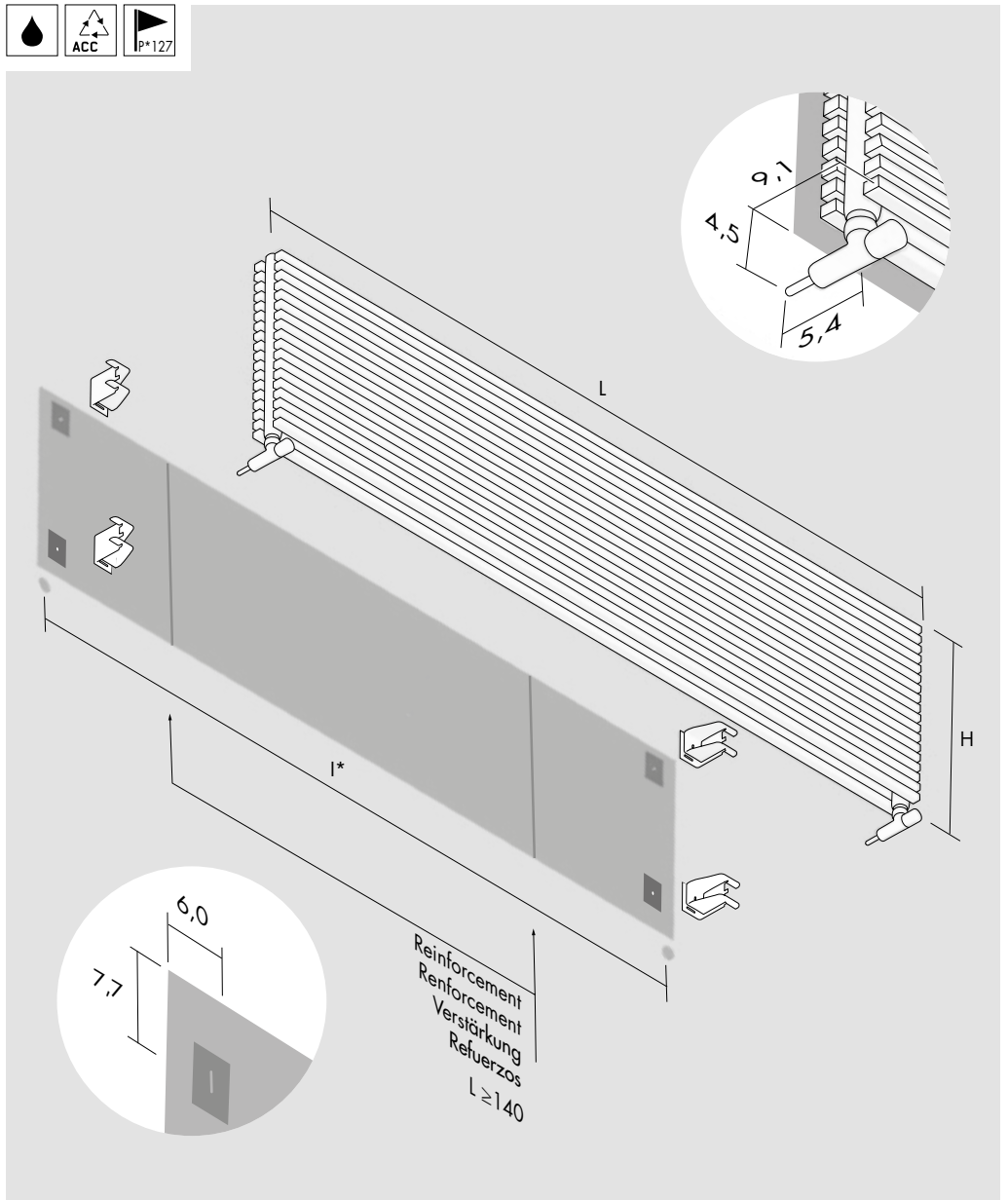
Watt  $\Delta t$  60° = Watt  $\Delta t$  50° x 1.282  
Watt  $\Delta t$  40° = Watt  $\Delta t$  50° x 0.737  
Watt  $\Delta t$  30° = Watt  $\Delta t$  50° x 0.498  
Watt  $\Delta t$  20° = Watt  $\Delta t$  50° x 0.286

p max = 10.0 bar

## Colours/Couleurs /Farbe/Colores

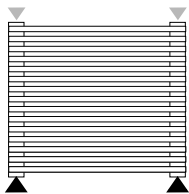
[B] Standard  
[T] + 10%  
[S] + 20%

For further details see page 64 / Pour plus d'informations consultez la page 64 / Sie können für eventuelle Rückfragen auf Seite 64 konsultieren / Para otras informaciones ver la pagina 64.

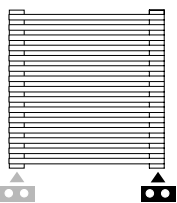


## Standard connection / Raccord standard Standard Anschluss / Conexión estándar

[X]

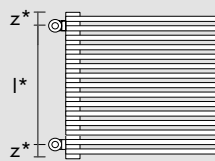


[XM\_]



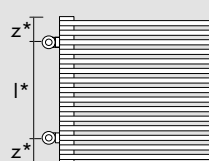
## Special connection / Raccord spéciale / Speziell Anschluss / Conexión especial

[C\_]



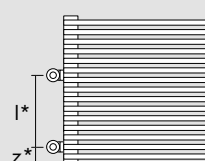
$z^* = 2,9$

[E\_]



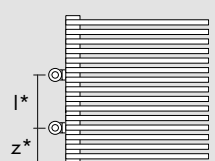
$z^* > 2,9$

[G\_]



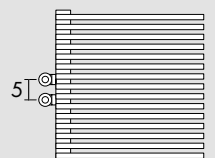
$z^* = 2,9$

[M\_]

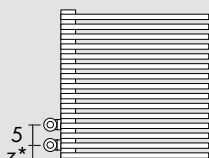


$z^* > 2,9$

[C5\_]

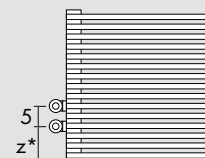


[G5\_]



$z^* = 2,9$

[M5\_]





$z^* > 2,9$

Replace \_ with connection S (Left) or D (Right). / Remplacer le \_ avec raccordement S (Gauche) ou D (Droite). / Um linker oder rechter Anschluss zu bestellen, bitte das Symbol \_ mit S (links) oder D (rechts) ersetzen. / Sustituir el \_ con las conexiones S (Izquierda) o D (Derecha).

I\* = pipe centres / distance entre depart et retour / Achsabstand / distancia entre las conexiones

## Trim OD [ B ]

UNI EN 442 Δt 50° 75°/65°/20°

No. el.	H	L	I*	60	70	80	100	120	160	170	180	200	220
10	24.8	33.8		384	448	512	640	768	1 023	1 087	1 151	1 279	1 407
12	29.6	38.6		461	537	614	768	921	1 228	1 305	1 382	1 535	1 689
14	34.4	43.4		528	616	704	880	1 056	1 409	1 497	1 585	1 761	1 937
16	39.2	48.2		604	704	805	1 006	1 207	1 610	1 710	1 811	2 012	2 213
18	44.0	53.0		668	779	890	1 113	1 336	1 781	1 892	2 003	2 226	2 449
20	48.8	57.8		742	866	989	1 237	1 484	1 979	2 102	2 226	2 473	2 721
22	53.6	62.6		803	937	1 070	1 338	1 606	2 141	2 275	2 408	2 676	2 944
24	58.4	67.4		876	1 022	1 168	1 460	1 752	2 335	2 481	2 627	2 919	3 211
26	63.2	72.2		933	1 089	1 245	1 556	1 867	2 489	2 645	2 800	3 112	
28	68.0	77.0		989	1 154	1 319	1 649	1 979	2 638	2 803	2 968	3 298	
30	72.8	81.8		1 058	1 234	1 411	1 763	2 116	2 822	2 998	3 174	3 527	
32	77.6	86.6		1 110	1 295	1 480	1 850	2 220	2 960	3 145	3 330	3 700	
34	82.4	91.4		1 178	1 375	1 571	1 964	2 357	3 143				
36	87.2	96.2		1 227	1 432	1 636	2 045	2 454	3 273				
38	92.0	101.0		1 294	1 510	1 726	2 157	2 588	3 451				
40	96.8	105.8		1 341	1 564	1 788	2 235	2 682	3 576				
42	101.6	110.6		1 407	1 642	1 876	2 345	2 815	3 753				
I*				56 cm	66 cm	76 cm	96 cm	116 cm	156 cm	166 cm	176 cm	196 cm	216 cm
Lt*				0.305	0.349	0.393	0.482	0.571	0.748	0.793	0.837	0.926	1.014

## Optional



(P\* = 202)

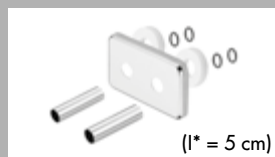
Angled Valve  
Vanne équerre  
Eckausführung Ventil  
Válvula a escuadra

[BIAN] **E12SQB**  
[CROM] **E12SQR**



Thermostatic head  
Tête thermostatique  
Thermostatkopf  
Cabezal termostático


[BIAN] **TTB**  
[CROM] **TTR**



(I\* = 5 cm)

Sleeving kit  
Kit couvre tuyau  
Rosetten  
Kit cubre tubo

[BIAN] **C5B**  
[CROM] **C5R**



Ø ≤ 16 mm  
[BIAN] **CTB**  
[CROM] **CTR**

16 mm < Ø < 24 mm  
[BIAN] **CWB**  
[CROM] **CWR**



Towel hooks  
Paire de patère  
Crochet das Bugel  
Percha

[INOX] **3A15X**

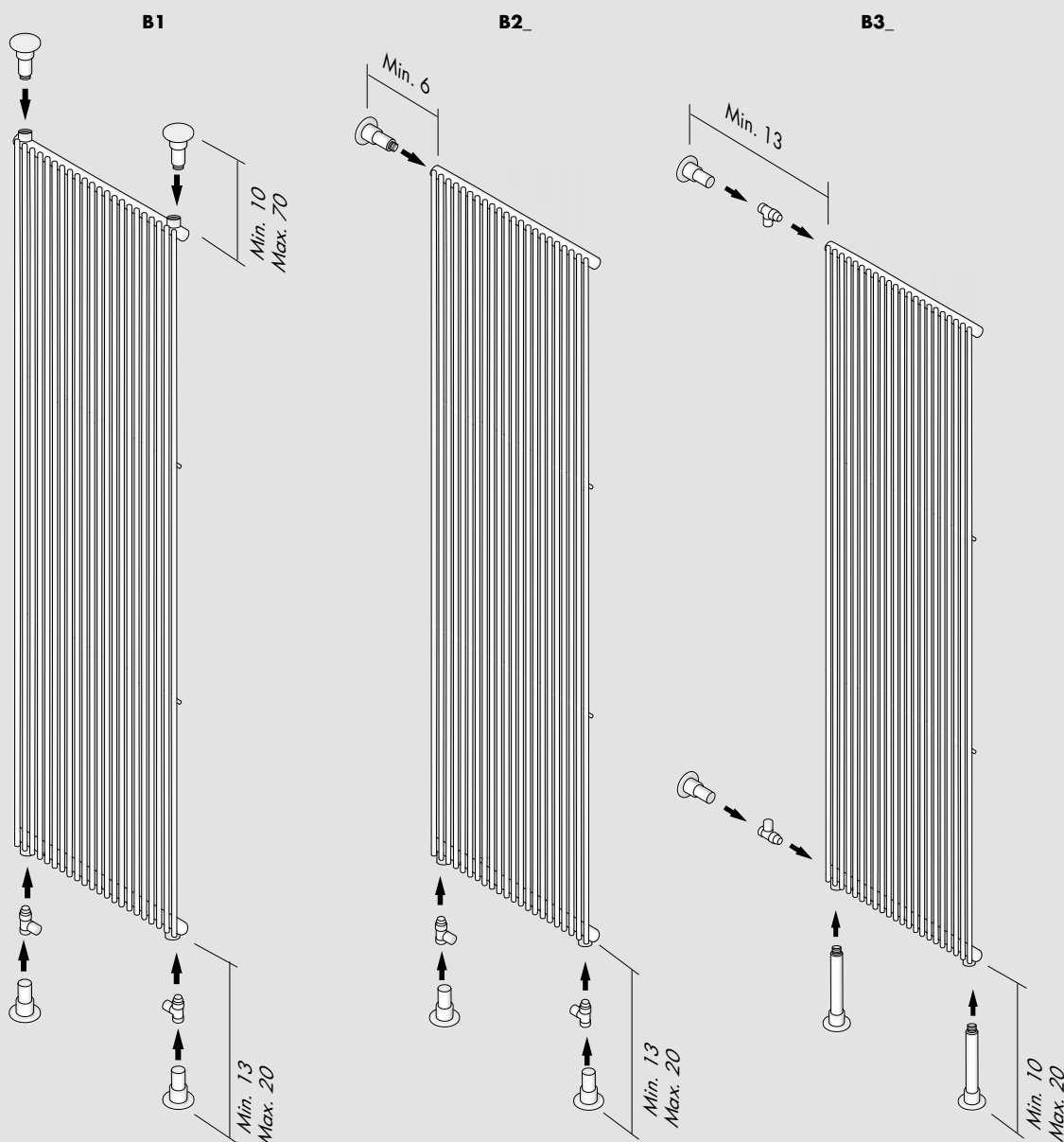
I\* = pipe centres / distance entre depart et retour / Achsabstand / distancia entre las conexiones P\* = page / page / Seite / página

Lt\* = water content for each element / volume d'eau pour chaque element / Wassergehalt für Element / contenido de agua por cada elemento

■ = For information about transport, see page 2 / Voir la page 2 pour transport / die Transportspezifikationen finden Sie auf Seite 2 / Porte: ver página 2



# Divider / Clastra / Befestigungsstück / Fijación a bandera



Replace \_ with connection S (Left) or D (Right). / Remplacer le \_ avec raccordement S (Gauche) ou D (Droite). /  
 Um linker oder rechter Anschluss zu bestellen, bitte das Symbol \_ mit S (links) oder D (rechts) ersetzen. /  
 Sustituir el \_ con las conexiones S (Izquierda) o D (Derecha).

	B1	B2_	B3_
<b>Trim VS</b>	H* ≥ 180 L* ≤ 90	H* ≥ 40 L* ≤ 60	H* ≥ 40 L* ≤ 60
<b>Trim VD</b>	H* ≥ 180 L* ≤ 60	H* ≥ 40 L* ≤ 40	H* ≥ 40 L* ≤ 40
<b>H_20 VS</b>	H* ≥ 180 L* ≤ 90	H* ≥ 40 L* ≤ 60	H* ≥ 40 L* ≤ 60
<b>H_20 VD</b>	H* ≥ 180 L* ≤ 60	H* ≥ 40 L* ≤ 40	H* ≥ 40 L* ≤ 40
<b>AV 13 S</b>	H* ≥ 180 L* ≤ 90	H* ≥ 40 L* ≤ 60	H* ≥ 40 L* ≤ 60
<b>AV 13 D</b>	H* ≥ 180 L* ≤ 60	H* ≥ 40 L* ≤ 40	H* ≥ 40 L* ≤ 40
<b>AV 25 S</b>	H* ≥ 180 L* ≤ 90	H* ≥ 40 L* ≤ 60	H* ≥ 40 L* ≤ 60
<b>AV 25 D</b>	H* ≥ 180 L* ≤ 60	H* ≥ 40 L* ≤ 40	H* ≥ 40 L* ≤ 40

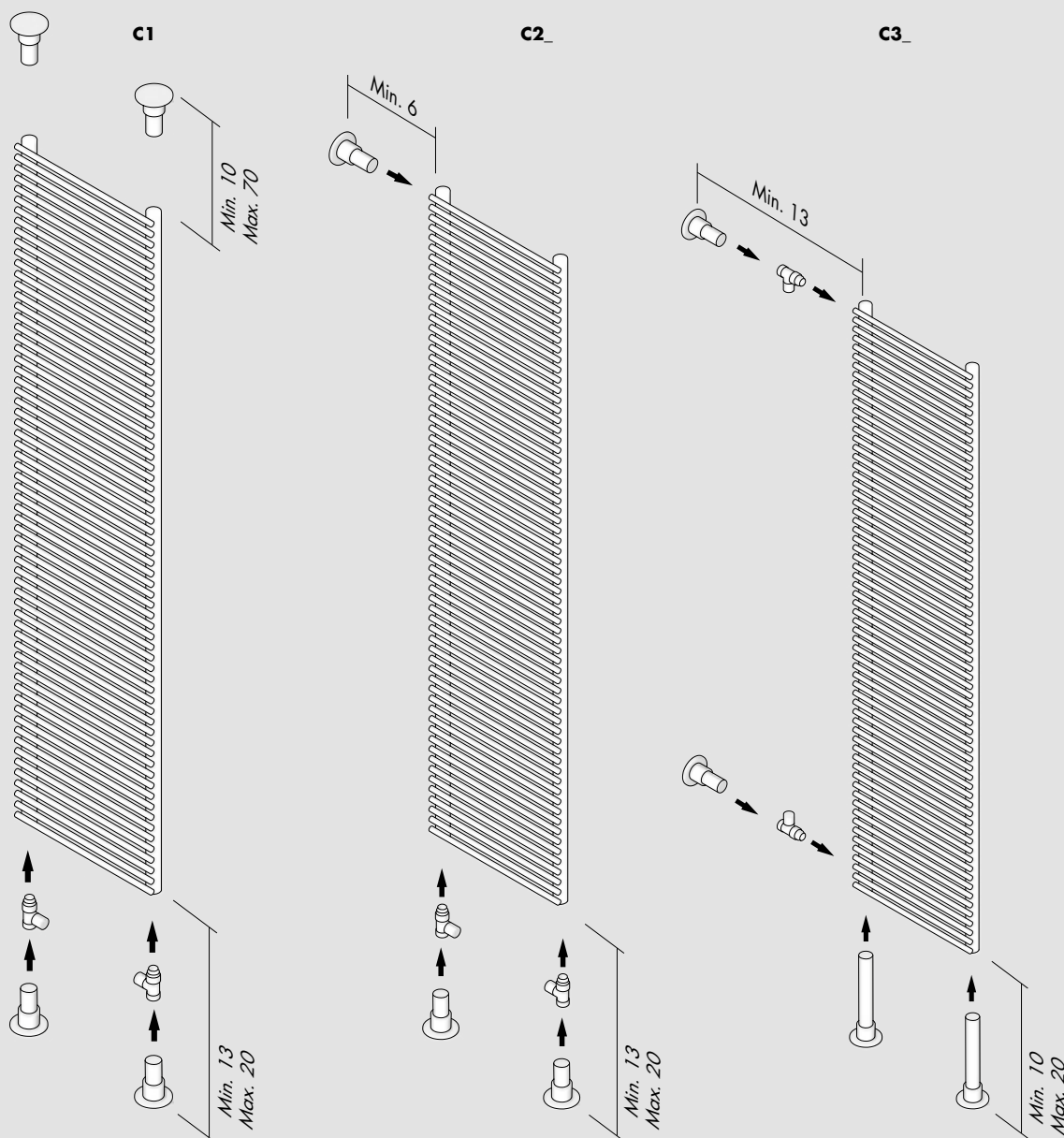
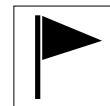
L\* = width / longueur / breite / ancho    H\* = height / hauteur / Höhe / altura

The divider installation is not available for chrome or gold finished.

Les fixations Clastra ne sont pas disponibles pour les finitions chrome ou doré.

Fahneanschlüsse nicht verfügbar für Chrome oder Gold Heizkörper.

Fijación a bandera no disponible para la versión en acabado cromado o dorado.



Replace \_ with connection S (Left) or D (Right). / Remplacer le \_ avec raccordement S (Gauche) ou D (Droite). /  
 Um linker oder rechter Anschluss zu bestellen, bitte das Symbol \_ mit S (links) oder D (rechts) ersetzen. /  
 Sustituir el \_ con las conexiones S (Izquierda) o D (Derecha).

	C1	C2_	C3_
<b>Trim OS</b>	H* ≤ 230 L* ≤ 90	H* ≤ 230 L* ≤ 60	H* ≤ 230 L* ≤ 60
<b>Trim OD</b>	H* ≤ 230 L* ≤ 60	H* ≤ 230 L* ≤ 40	H* ≤ 230 L* ≤ 40
<b>H_20 OS</b>	H* ≤ 230 L* ≤ 90	H* ≤ 230 L* ≤ 60	H* ≤ 230 L* ≤ 60
<b>H_20 OD</b>	H* ≤ 230 L* ≤ 60	H* ≤ 230 L* ≤ 40	H* ≤ 230 L* ≤ 40
<b>AO 13 S</b>	H* ≤ 230 L* ≤ 90	H* ≤ 230 L* ≤ 60	H* ≤ 230 L* ≤ 60
<b>AO 13 D</b>	H* ≤ 230 L* ≤ 60	H* ≤ 230 L* ≤ 40	H* ≤ 230 L* ≤ 40
<b>AO 25 S</b>	H* ≤ 230 L* ≤ 90	H* ≤ 230 L* ≤ 60	H* ≤ 230 L* ≤ 60
<b>AO 25 D</b>	H* ≤ 230 L* ≤ 60	H* ≤ 230 L* ≤ 40	H* ≤ 230 L* ≤ 40

L\* = width / longueur / breite / ancho    H\* = height / hauteur / Höhe / altura

**The divider installation is not available for chrome or gold finished.**  
**Les fixations Clastra ne sont pas disponibles pour les finitions chrome ou doré.**  
**Fahneanschlüsse nicht verfügbar für Chrome oder Gold Heizkörper.**  
**Fijación a bandera no disponible para la versión en acabado cromado o dorado.**