

BD 25d

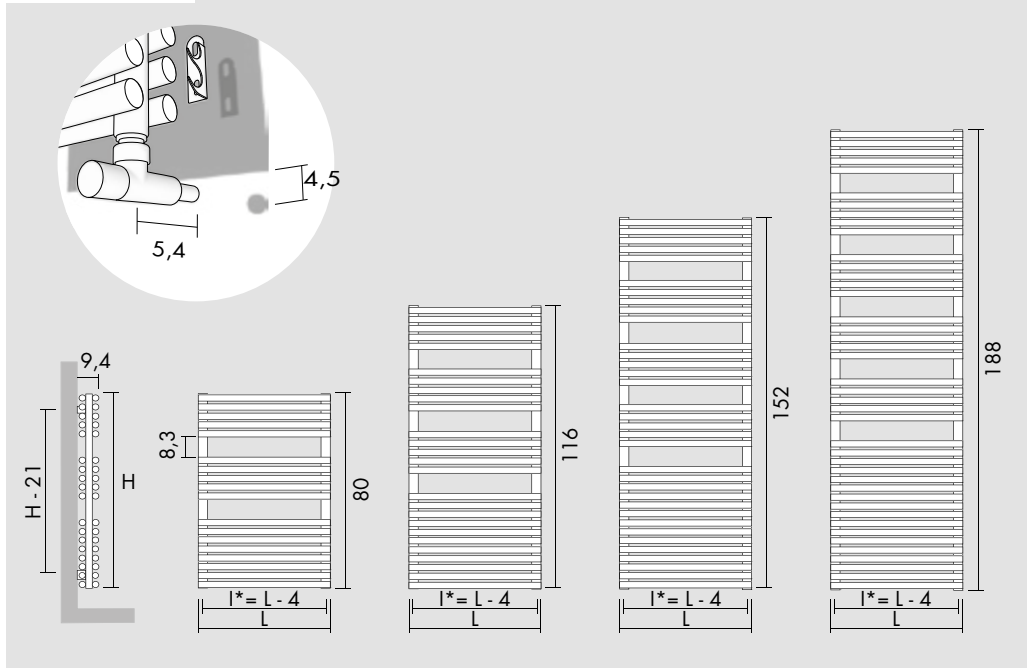
UNI EN 442 Δt 50° 75°/65°/20° - Δt 30° 55°/45°/20°



Kcal = Watt x 0.860
BTU = Watt x 3.413

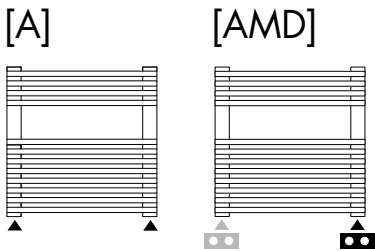
Watt Δt 60° = Watt Δt 50° x 1.247
Watt Δt 40° = Watt Δt 50° x 0.764
Watt Δt 30° = Watt Δt 50° x 0.539
Watt Δt 20° = Watt Δt 50° x 0.329

p max = 10.0 bar

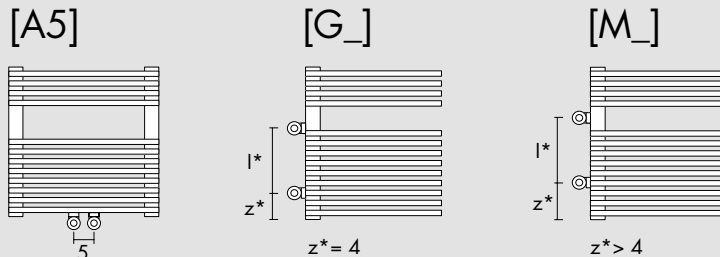


H cm	L cm	I* cm	art*	Lt*	watt Δt 30°	watt Δt 50°
80.0	40.0	36.0	BD25D040080	8.6	303	563
80.0	50.0	46.0	BD25D050080	10.4	378	701
80.0	60.0	56.0	BD25D060080	12.1	453	840
80.0	70.0	66.0	BD25D070080	13.9	527	978
80.0	80.0	76.0	BD25D080080	15.7	602	1117
80.0	90.0	86.0	BD25D090080	17.4	676	1254
80.0	100.0	96.0	BD25D100080	19.2	750	1391
116.0	40.0	36.0	BD25D040116	12.4	420	780
116.0	50.0	46.0	BD25D050116	15.0	524	972
116.0	60.0	56.0	BD25D060116	17.5	628	1166
116.0	70.0	66.0	BD25D070116	20.1	733	1359
116.0	80.0	76.0	BD25D080116	22.6	837	1552
116.0	90.0	86.0	BD25D090116	25.2	941	1746
116.0	100.0	96.0	BD25D100116	27.7	1 045	1938
152.0	40.0	36.0	BD25D040152	16.3	539	999
152.0	50.0	46.0	BD25D050152	19.6	672	1246
152.0	60.0	56.0	BD25D060152	22.9	806	1495
152.0	70.0	66.0	BD25D070152	26.3	940	1744
152.0	80.0	76.0	BD25D152152	29.6	1 073	1991
152.0	90.0	86.0	BD25D090152	32.9	1 207	2239
152.0	100.0	96.0	BD25D100152	36.3	1 340	2487
188.0	40.0	36.0	BD25D040188	20.1	637	1182
188.0	50.0	46.0	BD25D050188	24.2	796	1477
188.0	60.0	56.0	BD25D060188	28.3	954	1771
188.0	70.0	66.0	BD25D070188	32.5	1 113	2065
188.0	80.0	76.0	BD25D080188	36.6	1 272	2359
188.0	90.0	86.0	BD25D090188	40.7	1 431	2655
188.0	100.0	96.0	BD25D100188	44.8	1 589	2949

Standard connection / Raccord standard
Standard Anschluss / Conexión estándar

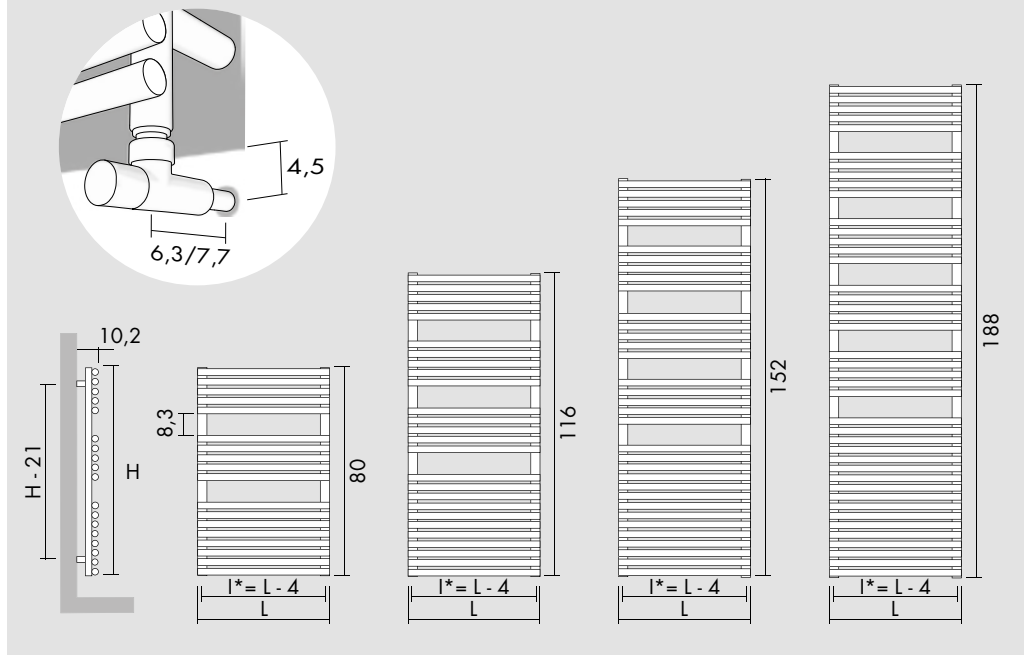


Special connection / Raccord spéciale / Speziell Anschluss / Conexión especial



Replace _ with connection S (Left) or D (Right). / Remplacer le _ avec raccordement S (Gauche) ou D (Droite). / Um linker oder rechter Anschluss zu bestellen, bitte das Symbol _ mit S (links) oder D (rechts) ersetzen. / Sustituir el _ con las conexiones S (Izquierda) o D (Derecha).

art* = item / modèle / Artikel / artículo I* = pipe centres / distance entre depart et retour / Achsabstand / distancia entre las conexiones
Lt* = water content for each element / volume d'eau pour chaque element / Wassergehalt für Element / contenido de agua por cada elemento



Kcal = Watt x 0.860
BTU = Watt x 3.413

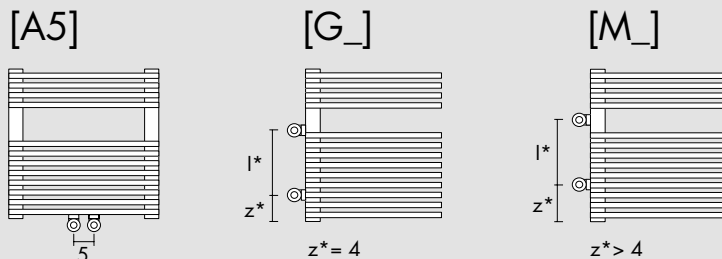
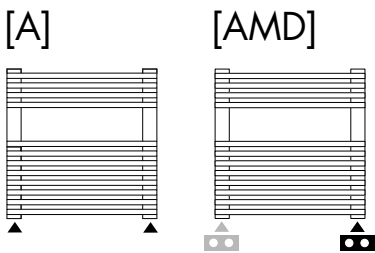
Watt Δt 60° = Watt Δt 50° x 1.238
Watt Δt 40° = Watt Δt 50° x 0.770
Watt Δt 30° = Watt Δt 50° x 0.550
Watt Δt 20° = Watt Δt 50° x 0.342

p max = 10.0 bar

H cm	L cm	I* cm	art*	[B] STOCK	Lt*	watt Δt 30°	watt Δt 50°
80.0	40.0	36.0	BD255040080	STOCK	5.1	201	365
80.0	50.0	46.0	BD255050080	STOCK	6.0	250	455
80.0	60.0	56.0	BD255060080	STOCK	6.8	298	541
80.0	70.0	66.0	BD255070080	-	7.7	344	626
80.0	80.0	76.0	BD255080080	-	8.6	392	712
80.0	90.0	86.0	BD255090080	-	9.5	438	797
80.0	100.0	96.0	BD255100080	-	10.4	489	889
116.0	40.0	36.0	BD255040116	STOCK	7.3	288	524
116.0	50.0	46.0	BD255050116	STOCK	8.6	356	648
116.0	60.0	56.0	BD255060116	STOCK	9.9	424	771
116.0	70.0	66.0	BD255070116	-	11.2	493	896
116.0	80.0	76.0	BD255080116	-	12.4	558	1 014
116.0	90.0	86.0	BD255090116	-	13.7	624	1 134
116.0	100.0	96.0	BD255100116	-	15.0	690	1 254
152.0	40.0	36.0	BD255040152	STOCK	9.6	371	674
152.0	50.0	46.0	BD255050152	STOCK	11.3	458	833
152.0	60.0	56.0	BD255060152	STOCK	12.9	546	992
152.0	70.0	66.0	BD255070152	-	14.6	631	1 148
152.0	80.0	76.0	BD255152152	-	16.3	717	1 304
152.0	90.0	86.0	BD255090152	-	17.9	802	1 459
152.0	100.0	96.0	BD255100152	-	19.6	887	1 613
188.0	40.0	36.0	BD255040188	STOCK	11.9	458	833
188.0	50.0	46.0	BD255050188	STOCK	13.9	557	1 012
188.0	60.0	56.0	BD255060188	STOCK	16.0	662	1 203
188.0	70.0	66.0	BD255070188	-	18.0	767	1 394
188.0	80.0	76.0	BD255080188	-	20.1	871	1 583
188.0	90.0	86.0	BD255090188	-	22.2	974	1 771
188.0	100.0	96.0	BD255100188	-	24.2	1057	1 922

Standard connection / Raccord standard
Standard Anschluss / Conexión estándar

Special connection / Raccord spéciale / Speziell Anschluss / Conexión especial



Replace _ with connection S (Left) or D (Right). / Remplacer le _ avec raccordement S (Gauche) ou D (Droite). / Um linker oder rechter Anschluss zu bestellen, bitte das Symbol _ mit S (links) oder D (rechts) ersetzen. / Sustituir el _ con las conexiones S (Izquierda) o D (Derecha).

art* = item / modèle / Artikel / artículo I* = pipe centres / distance entre depart et retour / Achsabstand / distancia entre las conexiones
Lt* = water content for each element / volume d'eau pour chaque element / Wassergehalt für Element / contenido de agua por cada elemento

BD 25s CROM

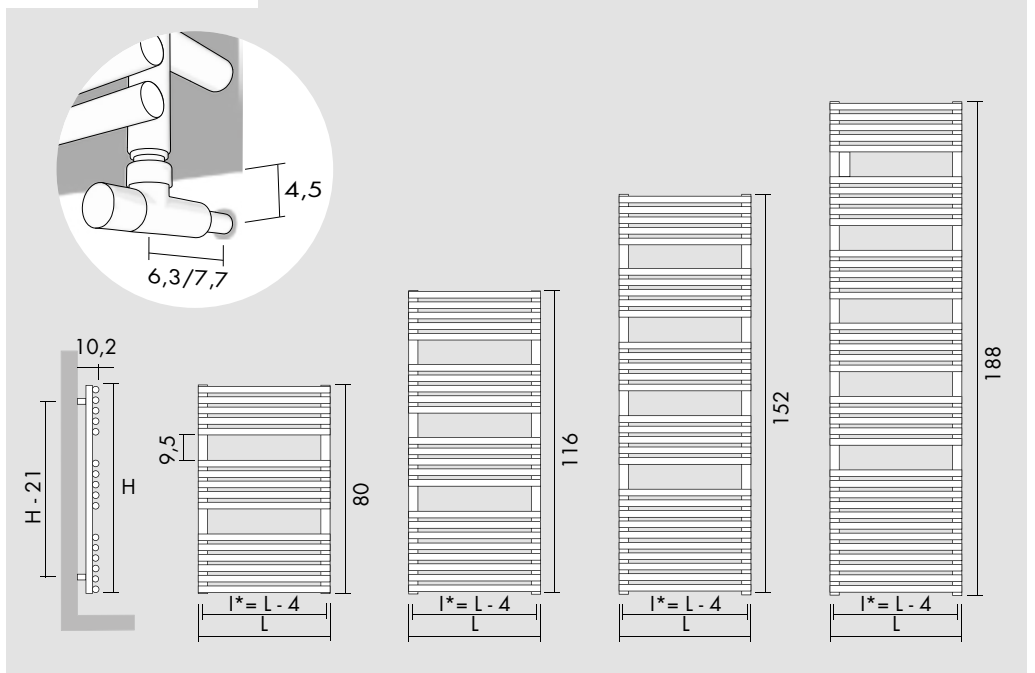
UNI EN 442 Δt 50° 75°/65°/20° - Δt 30° 55°/45°/20°



Kcal = Watt x 0.860
BTU = Watt x 3.413

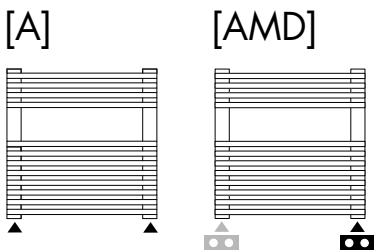
Watt Δt 60° = Watt Δt 50° x 1.238
Watt Δt 40° = Watt Δt 50° x 0.770
Watt Δt 30° = Watt Δt 50° x 0.550
Watt Δt 20° = Watt Δt 50° x 0.342

p max = 10.0 bar

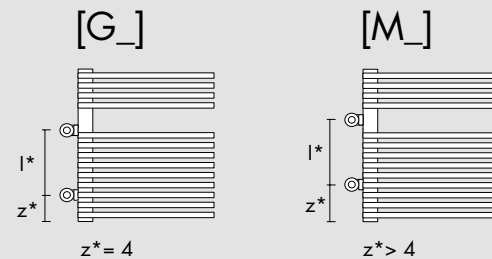


H cm	L cm	I* cm	art*	STOCK	Lt*	watt Δt 30°	watt Δt 50°
80.0	40.0	36.0	BD255040080	STOCK	4.7	146	265
80.0	50.0	46.0	BD255050080	STOCK	5.5	182	331
80.0	60.0	56.0	BD255060080	STOCK	6.2	216	393
116.0	40.0	36.0	BD255040116	STOCK	6.7	154	380
116.0	50.0	46.0	BD255050116	STOCK	7.9	259	470
116.0	60.0	56.0	BD255060116	STOCK	9.0	307	559
152.0	40.0	36.0	BD255040152	STOCK	8.8	268	488
152.0	50.0	46.0	BD255050152	STOCK	10.3	332	603
152.0	60.0	56.0	BD255060152	STOCK	11.8	395	718
188.0	40.0	36.0	BD255040188	STOCK	10.9	331	602
188.0	50.0	46.0	BD255050188	STOCK	12.7	403	732
188.0	60.0	56.0	BD255060188	STOCK	14.5	479	870

Standard connection / Raccord standard
Standard Anschluss / Conexión estándar



Special connection / Raccord spéciale / Speziell Anschluss / Conexión especial



Replace _ with connection S (Left) or D (Right). / Remplacer le _ avec raccordement S (Gauche) ou D (Droite). / Um linker oder rechter Anschluss zu bestellen, bitte das Symbol _ mit S (links) oder D (rechts) ersetzen. / Sustituir el _ con las conexiones S (Izquierda) o D (Derecha).

art* = item / modèle / Artikel / artículo I* = pipe centres / distance entre depart et retour / Achsabstand / distancia entre las conexiones
Lt* = water content for each element / volume d'eau pour chaque element / Wassergehalt für Element / contenido de agua por cada elemento

Dual application with schuko plug / Version mixte avec prise schuko / Kombimodell mit Schukosteckdose / Versión mixta con enchufe schuko

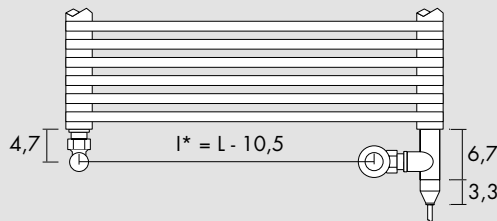
H cm	L cm	I* cm	art*	[B] / [R] STOCK	Lt*	watt Δt 30°	watt Δt 50°	watt
80.0	40.0	29.5	MC BD255040080	STOCK	5.1	201	365	350
80.0	50.0	39.5	MC BD255050080	STOCK	6.0	250	455	500
80.0	60.0	49.5	MC BD255060080	STOCK	6.8	298	541	500
116.0	40.0	29.5	MC BD255040116	STOCK	7.3	288	524	500
116.0	50.0	39.5	MC BD255050116	STOCK	8.6	356	648	700
116.0	60.0	49.5	MC BD255060116	STOCK	9.9	424	771	700
152.0	40.0	29.5	MC BD255040152	STOCK	9.6	371	674	700
152.0	50.0	39.5	MC BD255050152	STOCK	11.3	458	833	700
152.0	60.0	49.5	MC BD255060152	STOCK	12.9	546	992	1 000
188.0	40.0	29.5	MC BD255040188	STOCK	11.9	458	833	700
188.0	50.0	39.5	MC BD255050188	STOCK	13.9	557	1 012	1 000
188.0	60.0	49.5	MC BD255060188	STOCK	16.0	662	1 203	1 000

Lt*	watt Δt 30°	watt Δt 50°	watt
4.7	-	-	-
5.5	182	331	350
6.2	216	393	350
6.7	209	380	350
7.9	259	470	500
9.0	307	559	500
8.8	268	488	500
10.3	332	603	500
11.8	395	718	700
10.9	331	602	500
12.7	403	732	700
14.5	479	870	700

Standard



Heating element
Résistance
Heizstab
Resistencia



Optional



Receiver
Récepteur
Empfänger
Receptor

R10



Digital chronothermostat
Chronothermostat digital
Der digital Chronothermostat
Cronotermostato digital


T10

Dual electric element with thermostat / Mixte résistance avec thermostat / Kombimodell mit Raumthermostat / Versión mixta con termostato ambiente

H cm	L cm	I* cm	art*	[B] / [R] STOCK	Lt*	watt Δt 30°	watt Δt 50°	watt
80.0	40.0	29.5	MT BD255040080	STOCK	5.1	201	365	350
80.0	50.0	39.5	MT BD255050080	STOCK	6.0	250	455	500
80.0	60.0	49.5	MT BD255060080	STOCK	6.8	298	541	500
116.0	40.0	29.5	MT BD255040116	STOCK	7.3	288	524	500
116.0	50.0	39.5	MT BD255050116	STOCK	8.6	356	648	700
116.0	60.0	49.5	MT BD255060116	STOCK	9.9	424	771	700
152.0	40.0	29.5	MT BD255040152	STOCK	9.6	371	674	700
152.0	50.0	39.5	MT BD255050152	STOCK	11.3	458	833	700
152.0	60.0	49.5	MT BD255060152	STOCK	12.9	546	992	1 000
188.0	40.0	29.5	MT BD255040188	STOCK	11.9	458	833	700
188.0	50.0	39.5	MT BD255050188	STOCK	13.9	557	1 012	1 000
188.0	60.0	49.5	MT BD255060188	STOCK	16.0	662	1 203	1 000

Lt*	watt Δt 30°	watt Δt 50°	watt
4.7	-	-	-
5.5	182	331	350
6.2	216	393	350
6.7	209	380	350
7.9	259	470	500
9.0	307	559	500
8.8	268	488	500
10.3	332	603	500
11.8	395	718	700
10.9	331	602	500
12.7	403	732	700
14.5	479	870	700

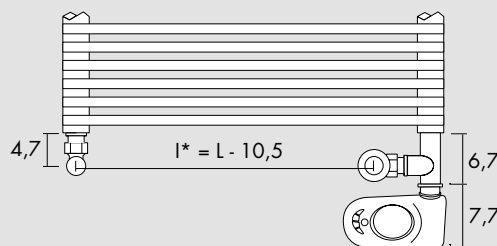
Standard



(P* = 190)

Thermostat
Thermostat
Der Thermostat
Termostato

[BIAN]
[CROM]



Optional



Infrared remote control
Télécommande infrarouge
Infrarot-Fernbedienung
Mando por infrarrojos

T50

Optional



(P* = 202)

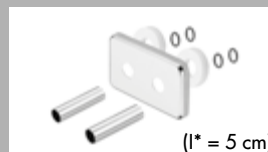
Angled Valve
Vanne équerre
Eckausführung Ventil
Válvula a escuadra

[BIAN] **E12SQB**
[CROM] **E12SQR**



Thermostatic head
Tête thermostatique
Thermostatkopf
Cabezal termostático


[BIAN] **TTB**
[CROM] **TTR**



(I* = 5 cm)

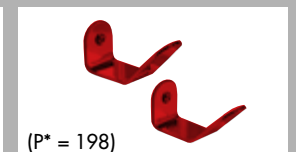
Sleeving kit
Kit couvre tuyau
Rosetten
Kit cubre tubo

[BIAN] **C5B**
[CROM] **C5R**



Ø ≤ 16 mm
[BIAN] **CTB**
[CROM] **CTR**

16 mm < Ø < 24 mm
[BIAN] **CWB**
[CROM] **CWR**



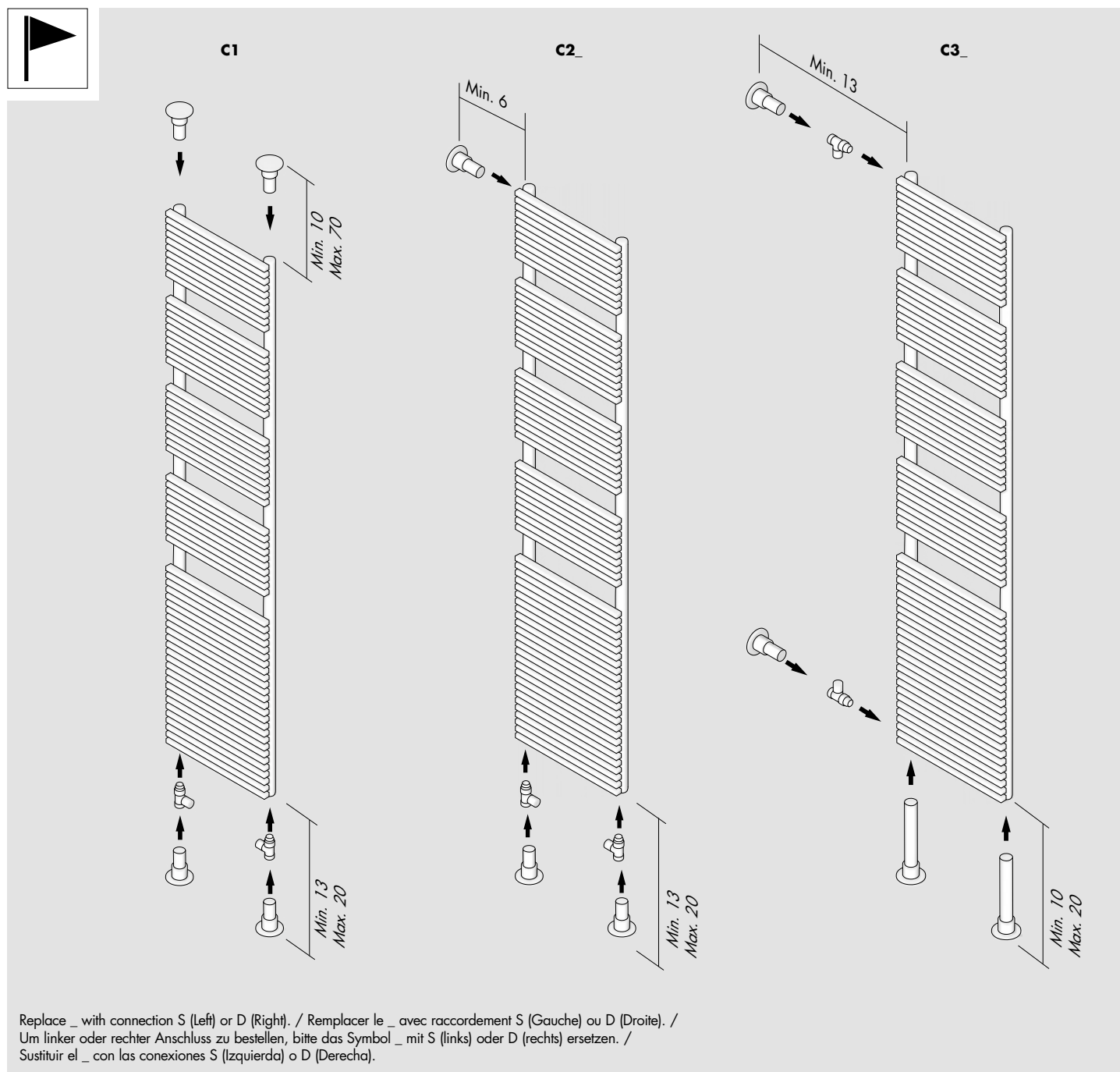
(P* = 198)

Towel hooks
Paire de patère
Crochet das Bugel
Percha
[CROM] **BA25R**
[COLOUR] **BA25C**
[GOLD] **BA25G**

art* = item / modèle / Artikel / artículo I* = pipe centres / distance entre depart et retour / Achsabstand / distancia entre las conexiones

Lt* = water content for each element / volume d'eau pour chaque element / Wassergehalt für Element / contenido de agua por cada elemento P* = page / page / Seite / página

Divider / Clastra / Befestigungsstück / Fijación a bandera



Replace _ with connection S (Left) or D (Right). / Remplacer le _ avec raccordement S (Gauche) ou D (Droite). / Um linker oder rechter Anschluss zu bestellen, bitte das Symbol _ mit S (links) oder D (rechts) ersetzen. / Sustituir el _ con las conexiones S (Izquierda) o D (Derecha).

	C1	C2_	C3_
Trim Bath	L* ≤ 90	L* ≤ 60	L* ≤ 60
H_20 Bath	L* ≤ 90	L* ≤ 60	L* ≤ 60
BD 13 S	L* ≤ 90	L* ≤ 60	L* ≤ 60
BD 13 D	L* ≤ 60	L* ≤ 40	L* ≤ 40
BD 25 S	L* ≤ 90	L* ≤ 60	L* ≤ 60
BD 25 D	L* ≤ 60	L* ≤ 40	L* ≤ 40

The divider installation is not available for chrome or gold finished.

Les fixations Clastra ne sont pas disponibles pour les finitions chrome ou doré.

Fahneanschlüsse nicht verfügbar für Chrome oder Gold Heizkörper.

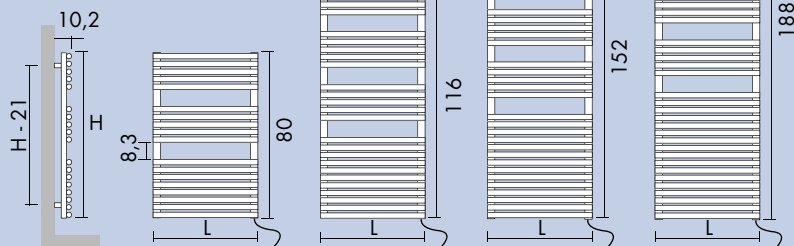
Fijación a bandera no disponible para la versión en acabado cromado o dorado.

L* = width / longueur / breite / ancho

BD 25s



For the distribution of the Chrome elements, see at page 144
 Pour la distribution des éléments Chromé, voir page 144
 Sehen Sie den Thymus von Crome (R) Handtuchwärmer auf Seite 144
 Para distribución de elementos modelos CROMO ver pagina 144



Electric with schuko plug / Version électrique avec prise schuko / Elektromodell mit schukosteckdose / Versión eléctrica con enchufe schuko

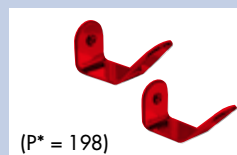
H cm	L cm	art*	[B]/[R] STOCK	watt	watt
80.0	40.0	EC BD25S040080	STOCK	350	-
80.0	50.0	EC BD25S050080	STOCK	500	350
80.0	60.0	EC BD25S060080	STOCK	500	350
116.0	40.0	EC BD25S040116	STOCK	500	350
116.0	50.0	EC BD25S050116	STOCK	700	500
116.0	60.0	EC BD25S060116	STOCK	700	500
152.0	40.0	EC BD25S040152	STOCK	700	500
152.0	50.0	EC BD25S050152	STOCK	700	500
152.0	60.0	EC BD25S060152	STOCK	1 000	700
188.0	40.0	EC BD25S040188	STOCK	700	500
188.0	50.0	EC BD25S050188	STOCK	1 000	700
188.0	60.0	EC BD25S060188	STOCK	1 000	700

Standard



Heating element
 Résistance
 Heizstab
 Resistencia

Optional



(P* = 198)

Towel hooks / Paire de patère /
 Crochet das Bugel / Percha

[CROM] **BA25R**
 [COLOUR] **BA25C**
 [GOLD] **BA25G**



(P* = 199)

Wire cover / Cache cable
 Kabelabdeckung / Cubre cables

[COLOUR] **C1C**
 [CROM] **C1R**
 [GOLD] **C1G**



Receiver
 Récepteur
 Empfänger
 Receptor

R10



Digital chronothermostat
 Chronothermostat digital
 Der digital Chronothermostat
 Cronotermostato digital

T10

Electric with Thermostat / Version Electrique avec Thermostat / Elektromodell mit raumthermostat / Versión eléctrica con Termostato Ambiente

H cm	L cm	art*	[B]/[R] STOCK	watt	watt
80.0	40.0	ET BD25S040080	STOCK	350	-
80.0	50.0	ET BD25S050080	STOCK	500	350
80.0	60.0	ET BD25S060080	STOCK	500	350
116.0	40.0	ET BD25S040116	STOCK	500	350
116.0	50.0	ET BD25S050116	STOCK	700	500
116.0	60.0	ET BD25S060116	STOCK	700	500
152.0	40.0	ET BD25S040152	STOCK	700	500
152.0	50.0	ET BD25S050152	STOCK	700	500
152.0	60.0	ET BD25S060152	STOCK	1 000	700
188.0	40.0	ET BD25S040188	STOCK	700	500
188.0	50.0	ET BD25S050188	STOCK	1 000	700
188.0	60.0	ET BD25S060188	STOCK	1 000	700

Standard

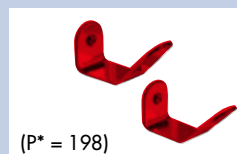


(P* = 190)

Thermostat
 Thermostat
 Der Thermostat
 Termostato

[BIAN]
 [CROM]

Optional



(P* = 198)

Towel hooks / Paire de patère /
 Crochet das Bugel / Percha

[CROM] **BA25R**
 [COLOUR] **BA25C**
 [GOLD] **BA25G**

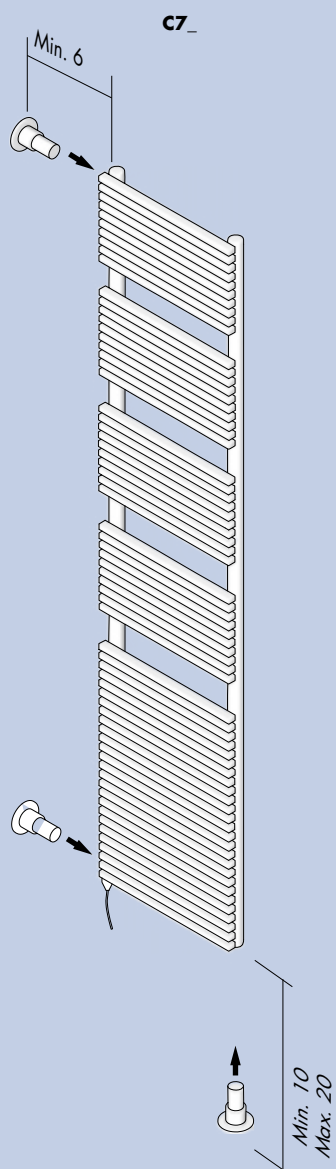


Infrared remote control
 Télécommande infrarouge
 Infrarot-Fernbedienung
 Mando por infrarrojos

T50

art* = item / modèle / Artikel / artículo P* = page / page / Seite / página

Divider / Clastra / Befestigungsstück / Fijación a bandera



Replace _ with connection S (Left) or D (Right). / Remplacer le _ avec raccordement S (Gauche) ou D (Droite). / Um linker oder rechter Anschluss zu bestellen, bitte das Symbol _ mit S (links) oder D (rechts) ersetzen. / Sustituir el _ con las conexiones S (Izquierda) o D (Derecha).

	C7_ L* ≤
Trim Bath	60
H_20 Bath	60
BD 13s	60
BD 25s	60

The divider installation is not available for chrome or gold finished.

Les fixations Clastra ne sont pas disponibles pour les finitions chrome ou doré.

Fahneanschlüsse nicht verfügbar für Chrome oder Gold Heizkörper.

Fijación a bandera no disponible para la versión en acabado cromado o dorado.