

# BD Bend

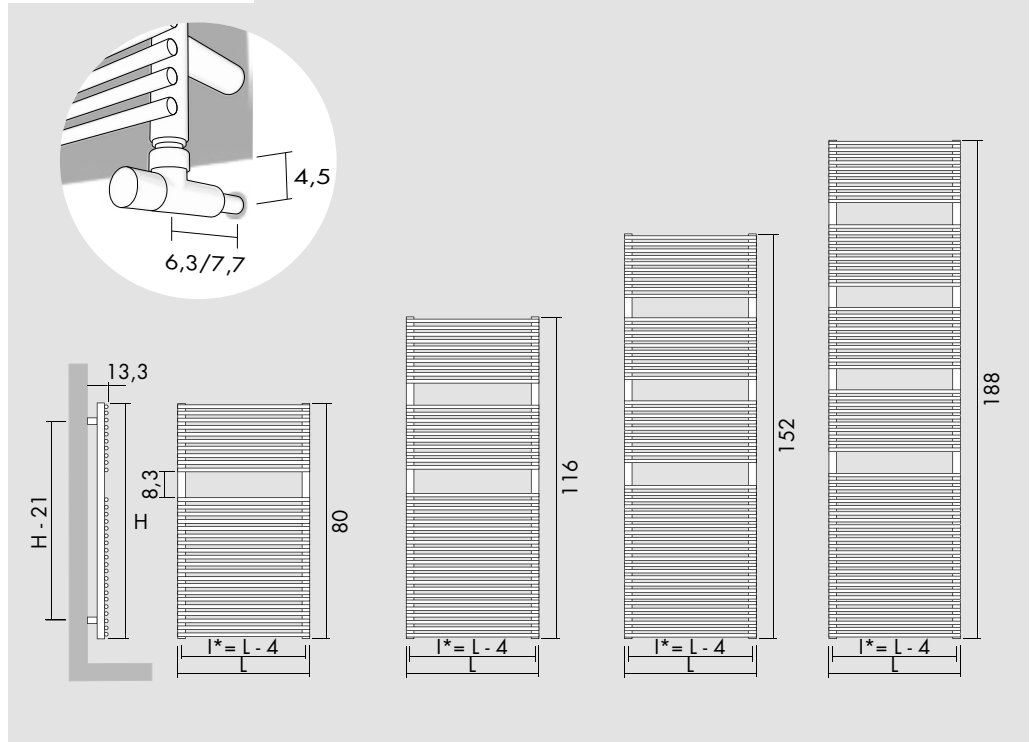
UNI EN 442  $\Delta t$  50° 75°/65°/20° -  $\Delta t$  30° 55°/45°/20°



Kcal = Watt x 0.860  
BTU = Watt x 3.413

Watt  $\Delta t$  60° = Watt  $\Delta t$  50° x 1.241  
Watt  $\Delta t$  40° = Watt  $\Delta t$  50° x 0.768  
Watt  $\Delta t$  30° = Watt  $\Delta t$  50° x 0.546  
Watt  $\Delta t$  20° = Watt  $\Delta t$  50° x 0.338

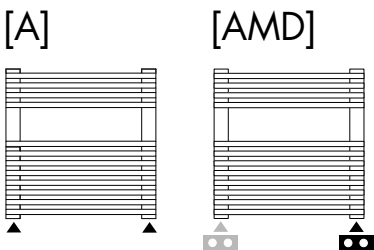
p max = 10.0 bar



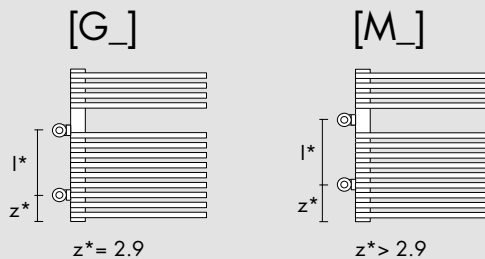
H cm	L cm	I* cm	art*	Lt*	watt $\Delta t$ 30°	watt $\Delta t$ 50°
80.0	49.5	45.0	<b>BS13S049080</b>	3.5	264	<b>484</b>
80.0	59.5	55.0	<b>BS13S059080</b>	3.9	316	<b>579</b>
116.0	49.5	45.0	<b>BS13S049116</b>	5.0	367	<b>673</b>
116.0	59.5	55.0	<b>BS13S059116</b>	5.6	440	<b>805</b>
152.0	49.5	45.0	<b>BS13S049152</b>	6.5	468	<b>858</b>
152.0	59.5	55.0	<b>BS13S059152</b>	7.2	560	<b>1 026</b>
188.0	49.5	45.0	<b>BS13S049188</b>	8.0	568	<b>1 041</b>
188.0	59.5	55.0	<b>BS13S059188</b>	8.9	680	<b>1 245</b>

watt $\Delta t$ 30°	watt $\Delta t$ 50°
177	<b>324</b>
212	<b>388</b>
246	<b>451</b>
294	<b>539</b>
314	<b>575</b>
376	<b>688</b>
381	<b>697</b>
455	<b>834</b>

Standard connection / Raccord standard  
Standard Anschluss / Conexión estándar



Special connection / Raccord spéciale / Speziell Anschluss / Conexión especial



Replace \_ with connection S (Left) or D (Right). / Remplacer le \_ avec raccordement S (Gauche) ou D (Droite). / Um linker oder rechter Anschluss zu bestellen, bitte das Symbol \_ mit S (links) oder D (rechts) ersetzen. / Sustituir el \_ con las conexiones S (Izquierda) o D (Derecha).

art\* = item / modèle / Artikel / artículo    I\* = pipe centres / distance entre depart et retour / Achsabstand / distancia entre las conexiones  
Lt\* = water content for each element / volume d'eau pour chaque element / Wassergehalt für Element / contenido de agua por cada elemento

Dual application with schuko plug / Version mixte avec prise schuko /  
Kombimodell mit Schukosteckdose / Versión mixta con enchufe schuko

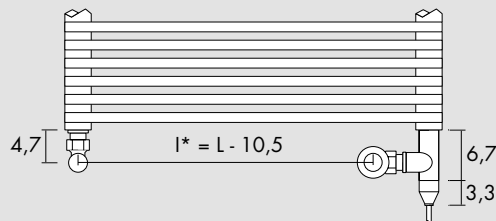
H cm	L cm	I* cm	art*	lt*	watt Δt 30°	watt Δt 50°	watt
80.0	49.5	38.5	<b>MC BS13S049080</b>	3.5	264	<b>484</b>	500
80.0	59.5	48.5	<b>MC BS13S059080</b>	3.9	316	<b>579</b>	500
116.0	49.5	38.5	<b>MC BS13S049116</b>	5.0	367	<b>673</b>	700
116.0	59.5	48.5	<b>MC BS13S059116</b>	5.6	440	<b>805</b>	700
152.0	49.5	38.5	<b>MC BS13S049152</b>	6.5	468	<b>858</b>	700
152.0	59.5	48.5	<b>MC BS13S059152</b>	7.2	560	<b>1 026</b>	1 000
188.0	49.5	38.5	<b>MC BS13S049188</b>	8.0	568	<b>1 041</b>	1 000
188.0	59.5	48.5	<b>MC BS13S059188</b>	8.9	680	<b>1 245</b>	1 000

watt Δt 30°	watt Δt 50°	watt
177	<b>324</b>	350
212	<b>388</b>	350
246	<b>451</b>	500
294	<b>539</b>	500
314	<b>575</b>	500
376	<b>688</b>	700
381	<b>697</b>	700
455	<b>834</b>	700

Standard



Heating element  
Résistance  
Heizstab  
Resistencia



Optional



Receiver  
Récepteur  
Empfänger  
Receptor

**R10**



Digital chronothermostat  
Chronothermostat digital  
Der digital Chronothermostat  
Cronothermostato digital

**T10**

Dual electric element with thermostat / Mixte résistance avec thermostat /  
Kombimodell mit Raumthermostat / Versión mixta con termostato ambiente

H cm	L cm	I* cm	art*	lt*	watt Δt 30°	watt Δt 50°	watt
80.0	49.5	38.5	<b>MT BS13S049080</b>	3.5	264	<b>484</b>	500
80.0	59.5	48.5	<b>MT BS13S059080</b>	3.9	316	<b>579</b>	500
116.0	49.5	38.5	<b>MT BS13S049116</b>	5.0	367	<b>673</b>	700
116.0	59.5	48.5	<b>MT BS13S059116</b>	5.6	440	<b>805</b>	700
152.0	49.5	38.5	<b>MT BS13S049152</b>	6.5	468	<b>858</b>	700
152.0	59.5	48.5	<b>MT BS13S059152</b>	7.2	560	<b>1 026</b>	1 000
188.0	49.5	38.5	<b>MT BS13S049188</b>	8.0	568	<b>1 041</b>	1 000
188.0	59.5	48.5	<b>MT BS13S059188</b>	8.9	680	<b>1 245</b>	1 000

watt Δt 30°	watt Δt 50°	watt
177	<b>324</b>	350
212	<b>388</b>	350
246	<b>451</b>	500
294	<b>539</b>	500
314	<b>575</b>	500
376	<b>688</b>	700
381	<b>697</b>	700
455	<b>834</b>	700

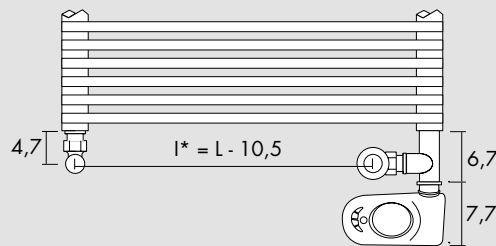
Standard



(P\* = 190)

Thermostat  
Thermostat  
Der Thermostat  
Termostato

[BIAN]  
[CROM]



Optional



Infrared remote control  
Télécommande infrarouge  
Infrarot-Fernbedienung  
Mando por infrarrojos

**T50**

Optional



(P\* = 202)

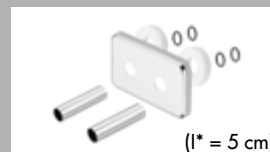
Angled Valve  
Vanne équerre  
Eckausführung Ventil  
Válvula a escuadra

[BIAN] **E12SQB**  
[CROM] **E12SQR**



Thermostatic head  
Tête thermostatique  
Thermostatkopf  
Cabezal termostático


[BIAN] **TTB**  
[CROM] **TTR**



(I\* = 5 cm)

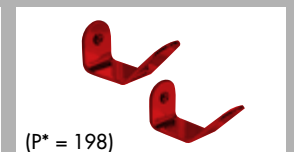
Sleeving kit  
Kit couvre tuyau  
Rosetten  
Kit cubre tubo

[BIAN] **C5B**  
[CROM] **C5R**



Ø ≤ 16 mm  
[BIAN] **CTB**  
[CROM] **CTR**

16 mm < Ø < 24 mm  
[BIAN] **CWB**  
[CROM] **CWR**

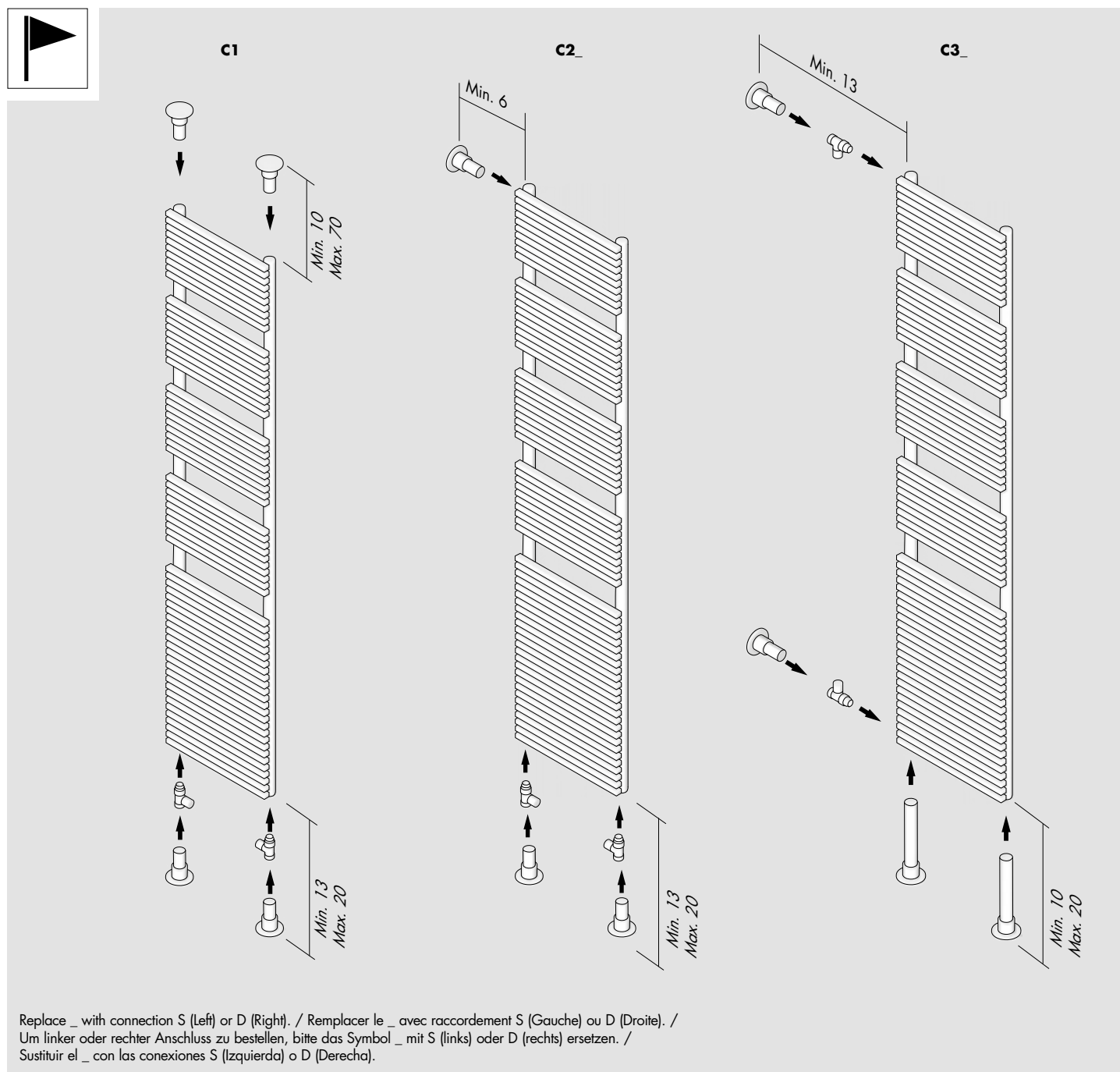


(P\* = 198)

Towel hooks  
Paire de patère  
Crochet das Bugel  
Percha

[CROM] **BA13R**  
[COLOUR] **BA13C**  
[GOLD] **BA13G**

# Divider / Clastra / Befestigungsstück / Fijación a bandera



	C1	C2_	C3_
<b>Trim Bath</b>	<b>L* ≤ 90</b>	<b>L* ≤ 60</b>	<b>L* ≤ 60</b>
<b>H_20 Bath</b>	<b>L* ≤ 90</b>	<b>L* ≤ 60</b>	<b>L* ≤ 60</b>
<b>BD 13 S</b>	<b>L* ≤ 90</b>	<b>L* ≤ 60</b>	<b>L* ≤ 60</b>
<b>BD 13 D</b>	<b>L* ≤ 60</b>	<b>L* ≤ 40</b>	<b>L* ≤ 40</b>
<b>BD 25 S</b>	<b>L* ≤ 90</b>	<b>L* ≤ 60</b>	<b>L* ≤ 60</b>
<b>BD 25 D</b>	<b>L* ≤ 60</b>	<b>L* ≤ 40</b>	<b>L* ≤ 40</b>

**The divider installation is not available for chrome or gold finished.**

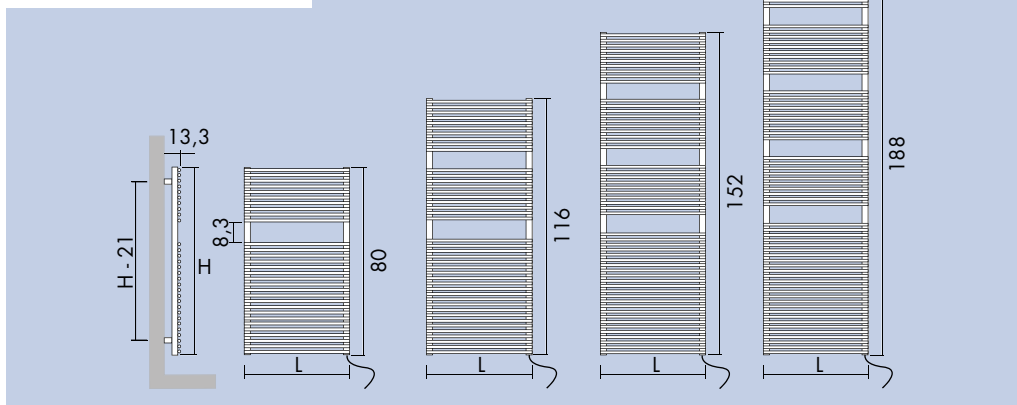
**Les fixations Clastra ne sont pas disponibles pour les finitions chrome ou doré.**

**Fahneanschlüsse nicht verfügbar für Chrome oder Gold Heizkörper.**

**Fijación a bandera no disponible para la versión en acabado cromado o dorado.**

L\* = width / longueur / breite / ancho

# BD Bend



Electric with schuko plug / Version électrique avec prise schuko / Elektromodell mit schukosteckdose / Versión eléctrica con enchufe schuko

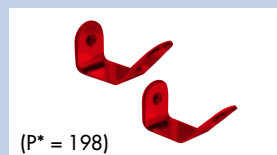
H cm	L cm	art*	watt	watt
80.0	49.5	<b>EC BS13S049080</b>	<b>500</b>	<b>350</b>
80.0	59.5	<b>EC BS13S059080</b>	<b>500</b>	<b>350</b>
116.0	49.5	<b>EC BS13S049116</b>	<b>700</b>	<b>500</b>
116.0	59.5	<b>EC BS13S059116</b>	<b>700</b>	<b>500</b>
152.0	49.5	<b>EC BS13S049152</b>	<b>700</b>	<b>500</b>
152.0	59.5	<b>EC BS13S059152</b>	<b>1 000</b>	<b>700</b>
188.0	49.5	<b>EC BS13S049188</b>	<b>1 000</b>	<b>700</b>
188.0	59.5	<b>EC BS13S059188</b>	<b>1 000</b>	<b>700</b>

## Standard



Heating element  
Résistance  
Heizstab  
Resistencia

## Optional



(P\* = 198)

Towel hooks / Paire de patère /  
Crochet das Bugel / Percha

[CROM] **BA13R**  
[COLOUR] **BA13C**  
[GOLD] **BA13G**



(P\* = 199)

Wire cover / Cache cable  
Kabelabdeckung / Cubre cables

[COLOUR] **C1C**  
[CROM] **C1R**  
[GOLD] **C1G**



Receiver  
Récepteur  
Empfänger  
Receptor

**R10**



Digital chronothermostat  
Chronothermostat digital  
Der digital Chronothermostat  
Cronotermostato digital

**T10**

Electric with Thermostat / Version Electrique avec Thermostat / Elektromodell mit raumthermostat / Versión eléctrica con Termostato Ambiente

H cm	L cm	art*	watt	watt
80.0	49.5	<b>ET BS13S049080</b>	<b>500</b>	<b>350</b>
80.0	59.5	<b>ET BS13S059080</b>	<b>500</b>	<b>350</b>
116.0	49.5	<b>ET BS13S049116</b>	<b>700</b>	<b>500</b>
116.0	59.5	<b>ET BS13S059116</b>	<b>700</b>	<b>500</b>
152.0	49.5	<b>ET BS13S049152</b>	<b>700</b>	<b>500</b>
152.0	59.5	<b>ET BS13S059152</b>	<b>1 000</b>	<b>700</b>
188.0	49.5	<b>ET BS13S049188</b>	<b>1 000</b>	<b>700</b>
188.0	59.5	<b>ET BS13S059188</b>	<b>1 000</b>	<b>700</b>

## Standard

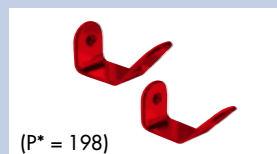


(P\* = 190)

Thermostat  
Thermostat  
Der Thermostat  
Termostato

[BIAN]  
[CROM]

## Optional



(P\* = 198)

Towel hooks / Paire de patère /  
Crochet das Bugel / Percha

[CROM] **BA13R**  
[COLOUR] **BA13C**  
[GOLD] **BA13G**

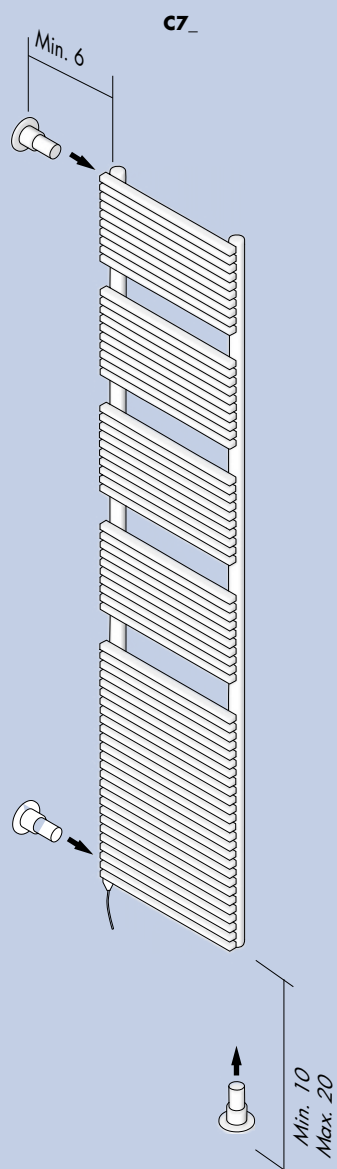


Infrared remote control  
Télécommande infrarouge  
Infrarot-Fernbedienung  
Mando por infrarrojos

**T50**

art\* = item / modèle / Artikel / artículo P\* = page / page / Seite / página

# Divider / Clastra / Befestigungsstück / Fijación a bandera



Replace \_ with connection S (Left) or D (Right). / Remplacer le \_ avec raccordement S (Gauche) ou D (Droite). / Um linker oder rechter Anschluss zu bestellen, bitte das Symbol \_ mit S (links) oder D (rechts) ersetzen. / Sustituir el \_ con las conexiones S (Izquierda) o D (Derecha).

	<b>C7_</b> <b>L* ≤</b>
<b>Trim Bath</b>	60
<b>H_20 Bath</b>	60
<b>BD 13s</b>	60
<b>BD 25s</b>	60

**The divider installation is not available for chrome or gold finished.**

**Les fixations Clastra ne sont pas disponibles pour les finitions chrome ou doré.**

**Fahneanschlüsse nicht verfügbar für Chrome oder Gold Heizkörper.**

**Fijación a bandera no disponible para la versión en acabado cromado o dorado.**